

Subscribe for historical data


Print page

Change in GDT Price Index  
from previous event

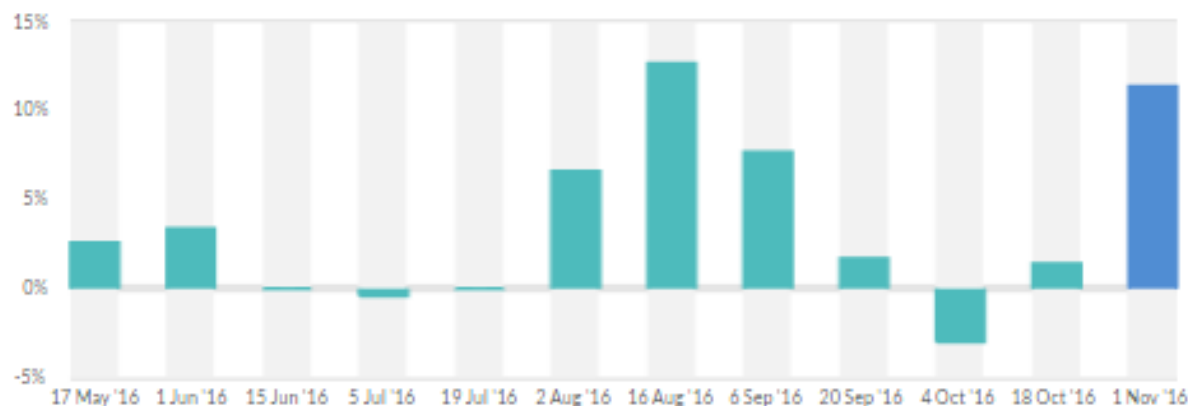
+ **11.4%** 

Average price (USD/MT, FAS)

**\$3,327**

 See the next Trading Event  
View the event calendar >

## Change in GDT Price Index



### Summary of Results

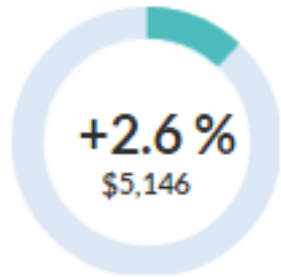
Number of Qualified Bidders	510	Number of participating bidders	166
Number of Winning Bidders	107	Quantity sold (MT)	27,735
Number of Bidding Rounds	17		
Duration of Trading Event (hours:mins)	2:23		
Minimum Supply (MT)	24,725		
Maximum Supply (MT)	29,305		



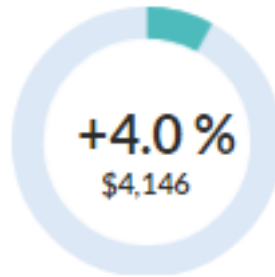
**Dairy for life**

# Products

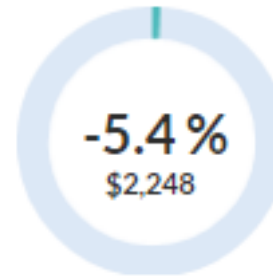
Anhydrous Milk Fat



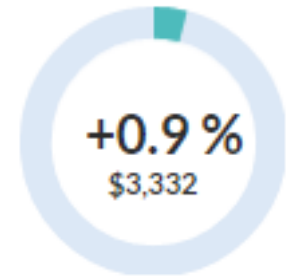
Butter



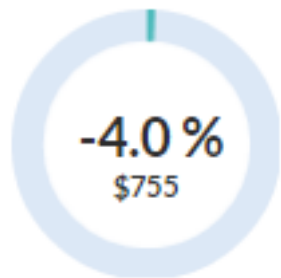
Butter Milk Powder



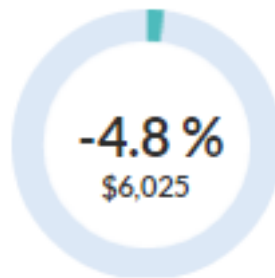
Cheddar



Lactose



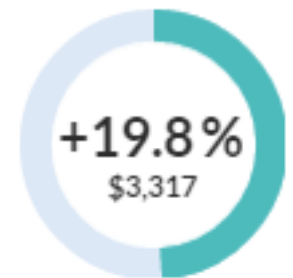
Rennet Casein



Skim Milk Powder




Whole Milk Powder



**Dairy for life**

Change in GDT Price Index from previous event

**+2.6%** 

Average price (USD/MT, FAS)

**\$5,146**

Subscribe for historical data

Print page

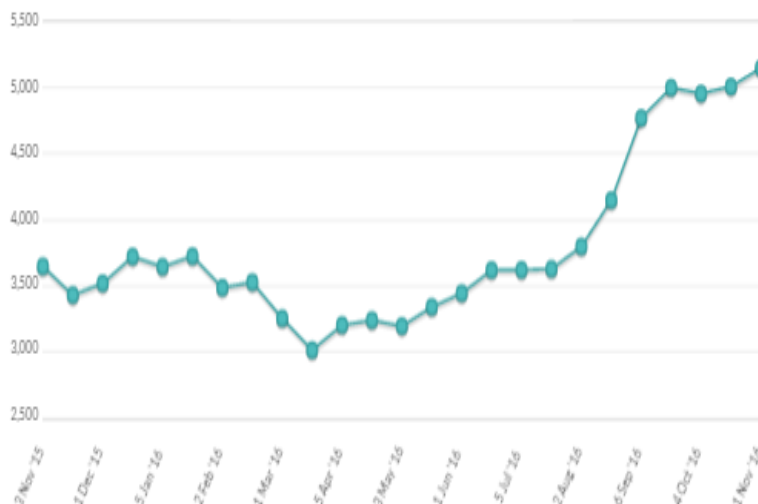
## Changes in AMF Price Index

	Contract 1 Dec16	Contract 2 Jan17	Contract 3 Feb17	Contract 4 Mar17	Contract 5 Apr17	Contract 6 May17
Change in AMF Price Index from previous event	+5.2%	+2.2%	+1.4%	+4.6%	+0.1%	+4.5%

A change in GDT Price Index is shown if there is a price available for the last event AND for at least one of the two previous events. "n.a." means that no product was offered or sold, or no price was published for the last event, or on both of the two previous events.

## Anhydrous Milk Fat Prices

[12 months](#) | [5 years](#)



## Winning Prices (USD/MT, FAS)

	Contract 1 Dec16	Contract 2 Jan17	Contract 3 Feb17	Contract 4 Mar17	Contract 5 Apr17	Contract 6 May17
<b>Fonterra</b>						
Regular 210kg drum - NZ/AU	\$5,315	\$5,085	\$4,985	\$5,095	\$4,900	\$5,190
Premium 210kg drum - NZ	\$5,460	\$5,160	\$5,060	\$5,170	\$4,975	\$5,265
Premium 1000kg bin - NZ	n.s.	\$5,185	\$5,220	\$5,225	\$5,000	n.s.
Average Price (USD / MT, FAS)	\$5,395	\$5,138	\$5,096	\$5,137	\$4,933	\$5,215



**Dairy for life**

Change in GDT Price Index from previous event

**+4.0%**

Average price (USD/MT, FAS)

**\$4,146**

Subscribe for historical data

Print page

## Changes in Butter Price Index

	Contract 1 Dec16	Contract 2 Jan17	Contract 3 Feb17	Contract 4 Mar17	Contract 5 Apr17	Contract 6 May17
Change in Butter Price Index from previous event	+7.5%	+4.4%	+4.0%	+3.2%	+2.6%	+2.0%

A change in GDT Price Index is shown if there is a price available for the last event AND for at least one of the two previous events. "n.a." means that no product was offered or sold, or no price was published for the last event, or on both of the two previous events.

## Butter Prices

12 months | 5 years



## Winning Prices (USD/MT, FAS)

	Contract 1 Dec16	Contract 2 Jan17	Contract 3 Feb17	Contract 4 Mar17	Contract 5 Apr17	Contract 6 May17
<b>Fonterra</b>						
Salted 25kg - NZ	\$4,315	\$4,165	n.s.	\$4,085	n.s.	n.s.
Unsalted 25kg - NZ	\$4,315	\$4,165	\$4,155	\$4,085	\$4,075	\$4,055
Average Price (USD / MT, FAS)	\$4,315	\$4,165	\$4,155	\$4,085	\$4,075	\$4,055

Change in GDT Price Index from previous event

**-5.4%** ↓

Average price (USD/MT, FAS)

**\$2,248**

Subscribe for historical data

Print page

## Changes in BMP Price Index

	Contract 1 Dec16	Contract 2 Jan17	Contract 3 Feb17	Contract 4 Mar17	Contract 5 Apr17	Contract 6 May17
Change in BMP Price Index from previous event	n.a.	-5.0%	-7.0%	n.a.	n.a.	n.a.

A change in GDT Price Index is shown if there is a price available for the last event AND for at least one of the two previous events. "n.a." means that no product was offered or sold, or no price was published for the last event, or on both of the two previous events.

## Butter Milk Powder Prices

12 months | 5 years




## Winning Prices (USD/MT, FAS)

	Contract 1 Dec16	Contract 2 Jan17	Contract 3 Feb17	Contract 4 Mar17	Contract 5 Apr17	Contract 6 May17
<b>Arla</b>						
Standard 25kg - EU	-	\$2,125	-	-	-	-
Standard 25kg - SE	-	\$2,125	-	-	-	-
Standard 25kg - UK	-	\$2,125	-	-	-	-
<b>Fonterra</b>						
UHT - NZ	-	\$2,295	\$2,400	-	-	-
Average Price (USD / MT, FAS)	n.a.	\$2,226	\$2,400	n.a.	n.a.	n.a.



**Dairy for life**

Change in GDT Price Index from previous event

**+0.9%** 

Average price (USD/MT, FAS)

**\$3,332**

[Subscribe for historical data](#)

[Print page](#)

## Changes in Ched Price Index

	Contract 1 Dec16	Contract 2 Jan17	Contract 3 Feb17	Contract 4 Mar17	Contract 5 Apr17	Contract 6 May17
Change in Ched Price Index from previous event	+0.1%	-0.5%	+1.4%	+2.4%	-1.3%	n.a.

A change in GDT Price Index is shown if there is a price available for the last event AND for at least one of the two previous events. "n.a." means that no product was offered or sold, or no price was published for the last event, or on both of the two previous events.

## Cheddar Prices

[12 months](#) | [5 years](#)



## Winning Prices (USD/MT, FAS)

	Contract 1 Dec16	Contract 2 Jan17	Contract 3 Feb17	Contract 4 Mar17	Contract 5 Apr17	Contract 6 May17
<b>Fonterra</b>						
Young - NZ	\$3,420	\$3,270	\$3,305	\$3,340	\$3,405	-
Frozen - NZ	\$3,470	\$3,340	\$3,355	\$3,410	\$3,455	-
Average Price (USD / MT, FAS)	\$3,431	\$3,286	\$3,319	\$3,361	\$3,413	n.a.



**Dairy for life**

Change in GDT Price Index from previous event

**-4.0%** 

Average price (USD/MT, FAS)

**\$755**

Subscribe for historical data

Print page

## Changes in LAC Price Index

	Contract 1 Dec16	Contract 2 Jan17	Contract 3 Feb17	Contract 4 Mar17	Contract 5 Apr17	Contract 6 May17
Change in LAC Price Index from previous event	n.a.	-4.0%	n.a.	n.a.	n.a.	n.a.

A change in GDT Price Index is shown if there is a price available for the last event AND for at least one of the two previous events. "n.a." means that no product was offered or sold, or no price was published for the last event, or on both of the two previous events.

## Lactose Prices

12 months | 5 years




## Winning Prices (USD/MT, FAS)

	Contract 1 Dec16	Contract 2 Jan17	Contract 3 Feb17	Contract 4 Mar17	Contract 5 Apr17	Contract 6 May17
<b>Arla Foods Ing.</b>						
Food-UM - EU	-	n.s.	-	-	-	-
Food-M100 - EU	-	<b>\$740</b>	-	-	-	-
Food-M200 - EU	-	<b>\$775</b>	-	-	-	-
Average Price (USD / MT, FAS)	n.a.	<b>\$755</b>	n.a.	n.a.	n.a.	n.a.



**Dairy for life**

**-4.8%** 

Average price (USD/MT, FAS)

**\$6,025**

Subscribe for historical data

Print page

## Changes in RenCas Price Index

	Contract 1 Dec16	Contract 2 Jan17	Contract 3 Feb17	Contract 4 Mar17	Contract 5 Apr17	Contract 6 May17
Change in RenCas Price Index from previous event	-2.7%	-5.0%	-7.3%	-2.0%	n.a.	n.a.

A change in GDT Price Index is shown if there is a price available for the last event AND for at least one of the two previous events. "n.a." means that no product was offered or sold, or no price was published for the last event, or on both of the two previous events.

## Rennet Casein Prices

12 months | 5 years




## Winning Prices (USD/MT, FAS)

	Contract 1 Dec16	Contract 2 Jan17	Contract 3 Feb17	Contract 4 Mar17	Contract 5 Apr17	Contract 6 May17
<b>Fonterra</b>						
30# 12% 25kg - NZ	\$6,415	\$6,180	\$6,090	\$6,030	-	-
90# 12% 25kg - NZ	n.s.	\$5,855	\$5,960	\$6,080	-	-
Average Price (USD / MT, FAS)	\$6,415	\$5,962	\$6,035	\$6,060	n.a.	n.a.



**Dairy for life**



**+6.5%** 

Average price (USD/MT, FAS)

**\$2,329**

[Subscribe for historical data](#)

[Print page](#)

## Skim Milk Powder Prices

[12 months](#) | [5 years](#)



## Changes in SMP Price Index

	Contract 1 Dec16	Contract 2 Jan17	Contract 3 Feb17	Contract 4 Mar17	Contract 5 Apr17	Contract 6 May17
Change in SMP Price Index from previous event	+14.5%	+5.9%	+6.7%	+6.6%	+6.0%	+1.0%

A change in GDT Price Index is shown if there is a price available for the last event AND for at least one of the two previous events. "n.a." means that no product was offered or sold, or no price was published for the last event, or on both of the two previous events.


## Winning Prices (USD/MT, FAS)

	Contract 1 Dec16	Contract 2 Jan17	Contract 3 Feb17	Contract 4 Mar17	Contract 5 Apr17	Contract 6 May17
<b>Amul</b>						
Medium Heat - IN	-	n.p.	-	-	-	-
<b>Arla</b>						
Low Heat Regular - DE	-	n.s.	-	-	-	-
Low Heat Regular - SE	-	n.s.	-	-	-	-
Medium Heat Regular - DE	-	\$2,110	-	-	-	-
Medium Heat Regular - EU	-	\$2,100	-	-	-	-
Medium Heat Regular - UK	-	\$2,215	-	-	-	-
<b>Fonterra</b>						
Low Heat - NZ	-	\$2,350	n.s.	n.s.	\$2,380	n.s.
Medium Heat - AU	\$2,275	\$2,245	\$2,265	\$2,295	-	-
Medium Heat - NZ	\$2,515	\$2,320	\$2,345	\$2,355	\$2,365	\$2,485
Med Heat Guaranteed ATOD - NZ	-	n.s.	n.s.	n.s.	n.s.	n.s.
HH Heat Stable - NZ	-	n.s.	n.s.	-	-	-
UHT - NZ	-	\$2,370	\$2,395	\$2,405	\$2,430	n.s.
Average Price (USD / MT, FAS)	\$2,460	\$2,287	\$2,343	\$2,358	\$2,374	\$2,485



**Dairy for life**

Change in GDT Price Index from previous event

**+19.8%** 

Average price (USD/MT, FAS)

**\$3,317**

[Subscribe for historical data](#)

[Print page](#)

### Changes in WMP Price Index

	Contract 1 Dec16	Contract 2 Jan17	Contract 3 Feb17	Contract 4 Mar17	Contract 5 Apr17	Contract 6 May17
Change in WMP Price Index from previous event	+31.9%	+16.8%	+22.2%	+19.5%	+18.6%	+17.4%

A change in GDT Price Index is shown if there is a price available for the last event AND for at least one of the two previous events. "n.a." means that no product was offered or sold, or no price was published for the last event, or on both of the two previous events.

### Whole Milk Powder Prices

[12 months](#) | [5 years](#)



### Winning Prices (USD/MT, FAS)

	Contract 1 Dec16	Contract 2 Jan17	Contract 3 Feb17	Contract 4 Mar17	Contract 5 Apr17	Contract 6 May17
<b>Fonterra</b>						
Regular - NZ	\$3,700	\$3,255	\$3,265	\$3,305	\$3,265	\$3,305
Regular Guaranteed ATOD - NZ	n.s.	n.s.	n.s.	n.s.	n.s.	n.s.
Instant - NZ	\$3,750	\$3,305	\$3,315	\$3,355	\$3,355	n.s.
UHT - NZ	n.s.	\$3,350	\$3,380	n.s.	n.s.	\$3,415
Average Price (USD / MT, FAS)	\$3,745	\$3,274	\$3,289	\$3,309	\$3,275	\$3,311



**Dairy for life**