

Results

from last trading event

Print page 

Download historical data 

Event 141

2 June

2015

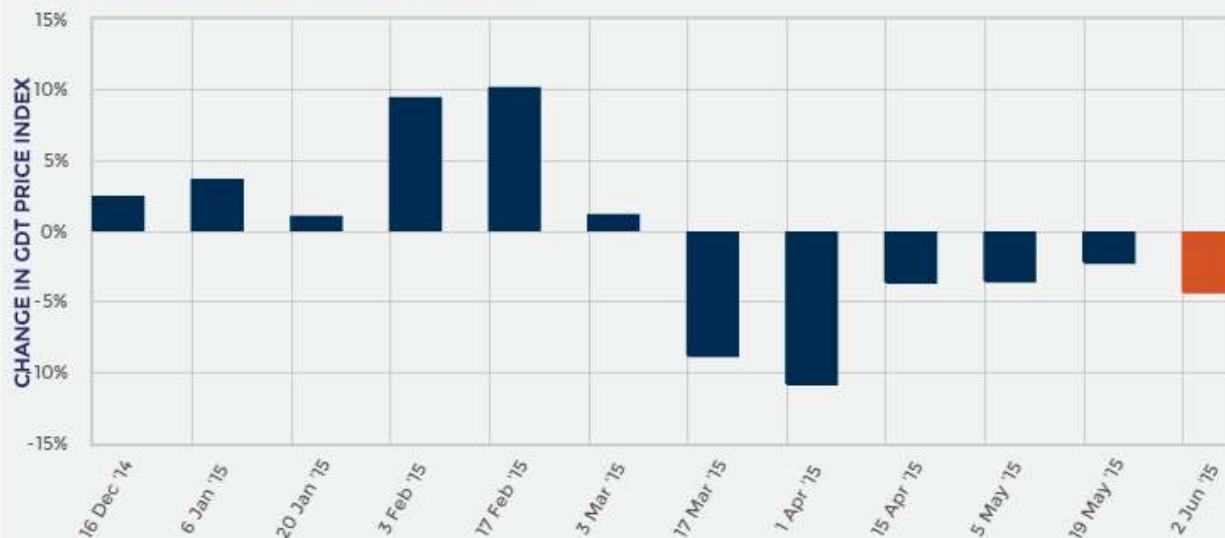
CHANGE IN CDT PRICE INDEX
FROM PREVIOUS EVENT

-4.3% 

AVERAGE PRICE (USD/MT, FAS)

\$2,412

GlobalDairyTrade Price Index



Summary of Results

Number of Qualified Bidders	642
Number of Winning Bidders	115
Number of Bidding Rounds	12
Duration of Trading Event (hours:mins)	1:57
Minimum Supply (MT)	26,740
Maximum Supply (MT)	28,455

NUMBER OF PARTICIPATING BIDDERS

148

QUANTITY SOLD (MT)

27,711



Dairy for life

Products

Anhydrous
Milk Fat



Butter



Butter Milk
Powder



Cheddar



Lactose



Rennet
Casein



Skim Milk
Powder



Sweet Whey
Powder



Whole Milk
Powder



Anhydrous Milk Fat

[Print page](#)
[Download historical data](#)

CHANGE IN CDT PRICE INDEX FROM PREVIOUS EVENT

-7.4%

AVERAGE PRICE (USD/MT, FAS)

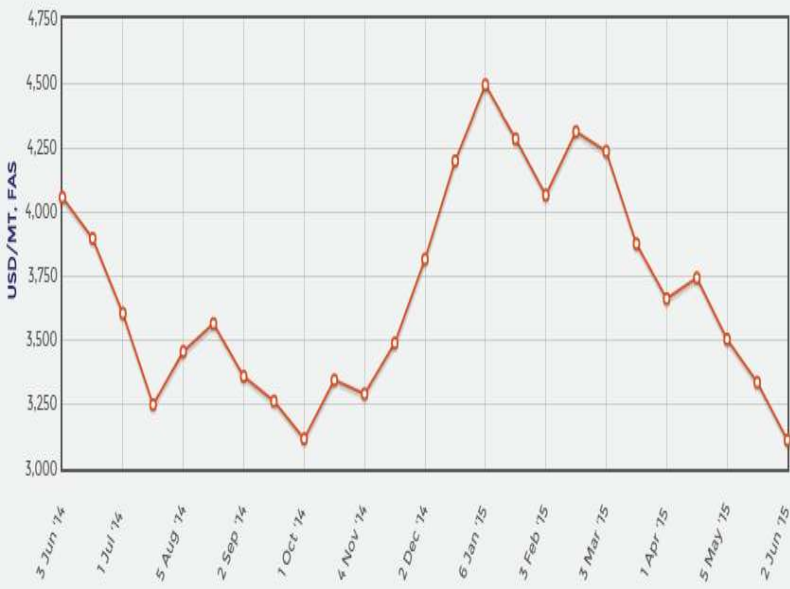
\$3,112

Results from last trading event

Event 141
2 June
2015

Anhydrous Milk Fat Prices

[12 months](#) | [5 years](#)



Changes in AMF Price Index

	Contract 1 Jul15	Contract 2 Aug15	Contract 3 Sep15	Contract 4 Oct15	Contract 5 Nov15	Contract 6 Dec 15
Change in AMF Price Index from previous event	n.a.	-9.0%	-7.7%	-6.6%	-5.1%	-5.7%

A Change in Price Index is shown if there is a price available for the last event AND for at least one of the two previous events. "n.a." means that no product was offered or sold, or no price was published for the last event, or on both of the two previous events.

Winning Prices (USD/MT, FAS)

	Contract 1 Jul15	Contract 2 Aug15	Contract 3 Sep15	Contract 4 Oct15	Contract 5 Nov15	Contract 6 Dec 15
Fonterra						
Regular 210kg drum - NZ/AU	-	\$2,995	\$3,050	\$3,080	\$3,115	\$3,180
Premium 210kg drum - NZ	-	\$3,090	\$3,125	\$3,135	\$3,170	\$3,255
Premium 1000kg bin - NZ	-	\$3,115	\$3,150	\$3,180	\$3,215	\$3,280
Average Price (USD / MT, FAS)	n.a.	\$3,058	\$3,112	\$3,116	\$3,158	\$3,249



Results from last trading event

Event 141
2 June
2015

CHANGE IN CDT PRICE INDEX FROM PREVIOUS EVENT

-10.0% ↓

AVERAGE PRICE (USD/MT, FAS)

\$2,619

Butter Prices

[12 months](#) | [5 years](#)



Changes in Butter Price Index

	Contract 1 Jul15	Contract 2 Aug15	Contract 3 Sep15	Contract 4 Oct15	Contract 5 Nov15	Contract 6 Dec15
Change in Butter Price Index from previous event	n.a.	-8.0%	-11.2%	-11.8%	-11.9%	-9.1%

A Change in Price Index is shown if there is a price available for the last event AND for at least one of the two previous events. "n.a." means that no product was offered or sold, or no price was published for the last event, or on both of the two previous events.

Winning Prices (USD/MT, FAS)

	Contract 1 Jul15	Contract 2 Aug15	Contract 3 Sep15	Contract 4 Oct15	Contract 5 Nov15	Contract 6 Dec15
Fonterra						
Salted 25kg - NZ	-	\$2,660	\$2,585	\$2,610	n.s.	n.s.
Unsalted 25kg - NZ	-	\$2,660	\$2,585	\$2,560	\$2,625	\$2,745
Average Price (USD / MT, FAS)	n.a.	\$2,660	\$2,585	\$2,564	\$2,625	\$2,745



Dairy for life

Butter Milk Powder

Results from last trading event

Event 141
2 June
2015

[Print page](#)

[Download historical data](#)

CHANGE IN CDT PRICE INDEX FROM PREVIOUS EVENT

-7.0%

AVERAGE PRICE (USD/MT, FAS)

\$1,795

Butter Milk Powder Prices

[12 months](#) | [5 years](#)



Changes in BMP Price Index

	Contract 1 Jul15	Contract 2 Aug15	Contract 3 Sep15	Contract 4 Oct15	Contract 5 Nov15	Contract 6 Dec15
Change in BMP Price Index from previous event	n.a.	-7.0%	n.a.	n.a.	n.a.	n.a.

A Change in Price Index is shown if there is a price available for the last event AND for at least one of the two previous events. "n.a." means that no product was offered or sold, or no price was published for the last event, or on both of the two previous events.

Winning Prices (USD/MT, FAS)

	Contract 1 Jul15	Contract 2 Aug15	Contract 3 Sep15	Contract 4 Oct15	Contract 5 Nov15	Contract 6 Dec15
Arla						
Standard 25kg - EU	-	n.p.	-	-	-	-
Standard 25kg - SE	-	n.p.	-	-	-	-
Standard 25kg - UK	-	n.p.	-	-	-	-
Fonterra						
UHT - NZ	-	\$1,795	-	-	-	-
Average Price (USD / MT, FAS)	n.a.	\$1,795	n.a.	n.a.	n.a.	n.a.



Dairy for life

Results from last trading event

Event 141
2 June
2015

CHANGE IN GDT PRICE INDEX FROM PREVIOUS EVENT

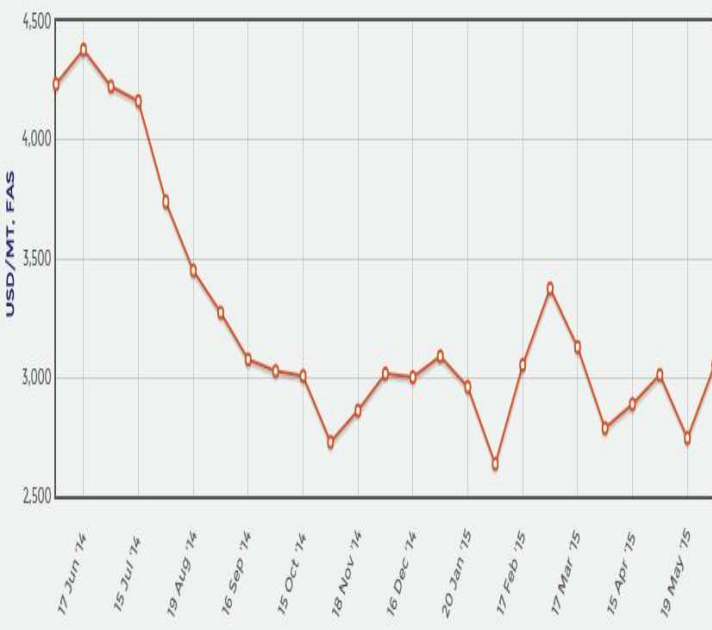
n.a.

AVERAGE PRICE (USD/MT, FAS)

\$3,055

Cheddar Prices

[12 months](#) | [5 years](#)



Changes in Ched Price Index

	Contract 1 Jul15	Contract 2 Aug15	Contract 3 Sep15	Contract 4 Oct15	Contract 5 Nov15	Contract 6 Dec15
Change in Ched Price Index from previous event	n.a.	n.a.	n.a.	n.a.	n.a.	n.a.

A Change in Price Index is shown if there is a price available for the last event AND for at least one of the two previous events. "n.a." means that no product was offered or sold, or no price was published for the last event, or on both of the two previous events.

Winning Prices (USD/MT, FAS)

	Contract 1 Jul15	Contract 2 Aug15	Contract 3 Sep15	Contract 4 Oct15	Contract 5 Nov15	Contract 6 Dec15
Fonterra						
Young - NZ	-	-	\$3,235	\$2,990	-	-
Frozen - NZ	-	-	\$3,285	\$3,090	-	-
Average Price (USD / MT, FAS)	n.a.	n.a.	\$3,241	\$2,994	n.a.	n.a.

Results from last trading event

Event 141
2 June
2015

CHANGE IN CDT PRICE INDEX FROM PREVIOUS EVENT

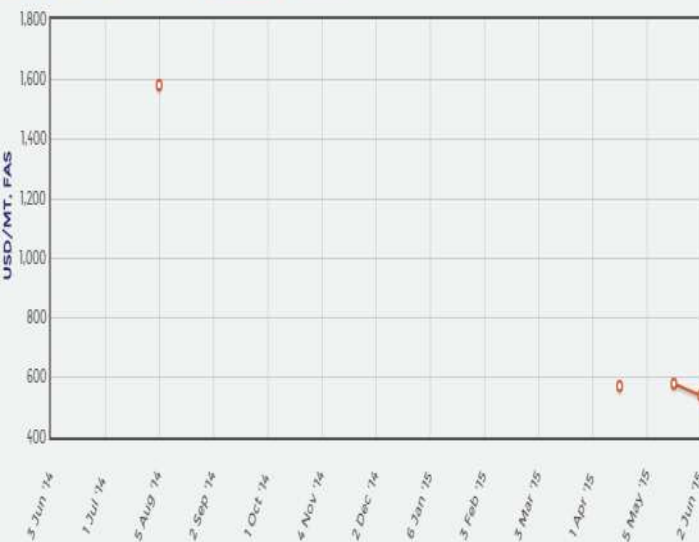
-6.9%

AVERAGE PRICE (USD/MT, FAS)

\$540

Lactose Prices

12 months | 5 years



Changes in LAC Price Index

	Contract 1 Jul15	Contract 2 Aug15	Contract 3 Sep15	Contract 4 Oct15	Contract 5 Nov15	Contract 6 Dec15
Change in LAC Price Index from previous event	n.a.	-6.9%	n.a.	n.a.	n.a.	n.a.

A Change in Price Index is shown if there is a price available for the last event AND for at least one of the two previous events. "n.a." means that no product was offered or sold, or no price was published for the last event, or on both of the two previous events.

Winning Prices (USD/MT, FAS)

	Contract 1 Jul15	Contract 2 Aug15	Contract 3 Sep15	Contract 4 Oct15	Contract 5 Nov15	Contract 6 Dec15
Arla Foods Ing.						
Food-UM - EU	-	n.s.	-	-	-	-
Food-M100 - EU	-	\$540	*	-	*	-
Average Price (USD / MT, FAS)	n.a.	\$540	n.a.	n.a.	n.a.	n.a.

Rennet Casein

[Print page](#)
[Download historical data](#)

Results from last trading event

CHANGE IN GDT PRICE INDEX FROM PREVIOUS EVENT

Event 141
2 June
2015

-4.4% ↓

AVERAGE PRICE (USD/MT, FAS)

\$5,789

Rennet Casein Prices

[12 months](#) | [5 years](#)



Changes in RenCas Price Index

	Contract 1 Jul15	Contract 2 Aug15	Contract 3 Sep15	Contract 4 Oct15	Contract 5 Nov15	Contract 6 Dec15
Change in RenCas Price Index from previous event	n.a.	-11.0%	+9.2%	+11.7%	n.a.	n.a.

A Change in Price Index is shown if there is a price available for the last event AND for at least one of the two previous events. "n.a." means that no product was offered or sold, or no price was published for the last event, or on both of the two previous events.

Winning Prices (USD/MT, FAS)

	Contract 1 Jul15	Contract 2 Aug15	Contract 3 Sep15	Contract 4 Oct15	Contract 5 Nov15	Contract 6 Dec15
Fonterra						
30# 12% 25kg - NZ	-	\$6,395	\$6,770	\$6,520	-	-
90# 12% 25kg - NZ	-	\$5,175	\$6,820	n.s.	-	-
Average Price (USD / MT, FAS)	n.a.	\$5,445	\$6,801	\$6,520	n.a.	n.a.



Skim Milk Powder

Results from last trading event

Event 141
2 June
2015

[Print page](#) [Download historical data](#)

CHANGE IN CDT PRICE INDEX FROM PREVIOUS EVENT

-1.3%

AVERAGE PRICE (USD/MT, FAS)

\$1,982

Skim Milk Powder Prices

12 months | 5 years



Changes in SMP Price Index

	Contract 1 Jul15	Contract 2 Aug15	Contract 3 Sep15	Contract 4 Oct15	Contract 5 Nov15	Contract 6 Dec15
Change in SMP Price Index from previous event	+0.8%	-2.5%	-0.7%	-1.4%	+0.1%	+1.8%

A Change in Price Index is shown if there is a price available for the last event AND for at least one of the two previous events. "n.a." means that no product was offered or sold, or no price was published for the last event, or on both of the two previous events.

Winning Prices (USD/MT, FAS)

	Contract 1 Jul15	Contract 2 Aug15	Contract 3 Sep15	Contract 4 Oct15	Contract 5 Nov15	Contract 6 Dec15
Amul						
Medium Heat - IN	-	n.p.	n.p.	-	-	-
High Heat - IN	-	n.s.	n.s.	-	-	-
Arla						
Medium Heat Regular - DE	-	\$1,980	-	-	-	-
Medium Heat Regular - EU	-	\$1,915	-	-	-	-
Medium Heat Regular - SE	-	\$1,915	-	-	-	-
Medium Heat Regular - UK	-	\$1,915	-	-	-	-
Fonterra						
Low Heat - NZ	-	-	-	n.s.	n.s.	\$2,130
Medium Heat - AU	\$1,885	\$1,875	\$1,820	\$1,865	-	-
Medium Heat - NZ	-	\$1,920	\$1,995	\$2,030	\$2,050	\$2,115
HH Heat Stable - NZ	-	-	-	-	n.s.	n.s.
UHT - NZ	-	\$1,995	\$2,065	\$2,095	\$2,120	\$2,180
Average Price (USD / MT, FAS)	\$1,885	\$1,924	\$1,961	\$2,021	\$2,053	\$2,124



Dairy for life

Whole Milk Powder

Results from last trading event

Event 141
2 June
2015

Print page

Download historical data

CHANGE IN GDT PRICE INDEX FROM PREVIOUS EVENT

-3.1%

AVERAGE PRICE (USD/MT, FAS)

\$2,309

Whole Milk Powder Prices

12 months | 5 years



Changes in WMP Price Index

	Contract 1 Jul15	Contract 2 Aug15	Contract 3 Sep15	Contract 4 Oct15	Contract 5 Nov15	Contract 6 Dec15
Change in WMP Price Index from previous event	n.a.	-2.9%	-4.5%	-4.1%	-2.2%	-1.0%

A Change in Price Index is shown if there is a price available for the last event AND for at least one of the two previous events. "n.a." means that no product was offered or sold, or no price was published for the last event, or on both of the two previous events.

Winning Prices (USD/MT, FAS)

	Contract 1 Jul15	Contract 2 Aug15	Contract 3 Sep15	Contract 4 Oct15	Contract 5 Nov15	Contract 6 Dec15
Fonterra						
Regular - NZ	\$2,180	\$2,225	\$2,270	\$2,290	\$2,345	\$2,405
Instant - NZ	\$2,230	\$2,275	\$2,320	\$2,340	\$2,420	\$2,455
UHT - NZ	\$2,270	\$2,325	\$2,360	\$2,365	\$2,420	\$2,480
Average Price (USD / MT, FAS)	\$2,219	\$2,272	\$2,319	\$2,328	\$2,371	\$2,432



Sweet Whey Powder

[Print page](#)

[Download historical data](#)

SWP no longer offered on GDT

SWP no longer offered on GDT

Sweet Whey Powder Prices

[12 months](#) | [5 years](#)

