

## Event 163 / 3 May 2016

[Download historical data](#)

[Print page](#)

Change in GDT Price Index  
from previous event

**-1.4%** 

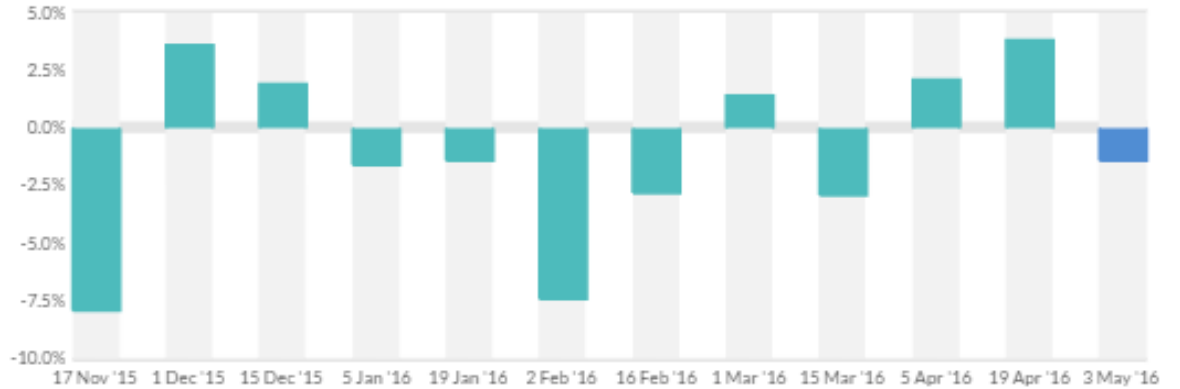
Average price (USD/MT, FAS)

**\$2,203**



[See the next Trading Event](#)  
[View the event calendar >](#)

## Change in GDT Price Index



### Summary of Results

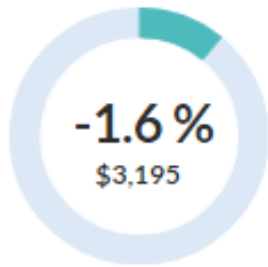
Number of Qualified Bidders	620	Number of participating bidders	<b>147</b>
Number of Winning Bidders	118	Quantity sold (MT)	<b>20,615</b>
Number of Bidding Rounds	12		
Duration of Trading Event (hours:mins)	1:46		
Minimum Supply (MT)	19,250		
Maximum Supply (MT)	21,530		



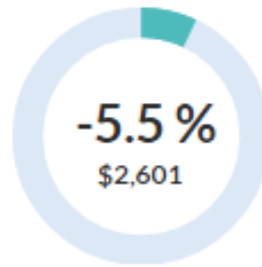
**Dairy for life**

## Products

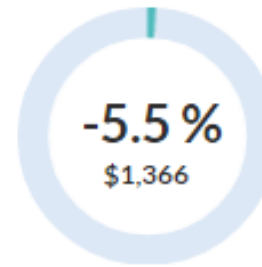
Anhydrous Milk Fat



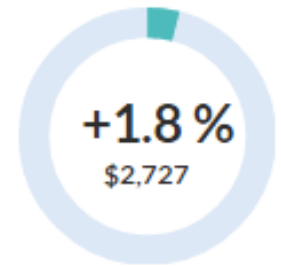
Butter



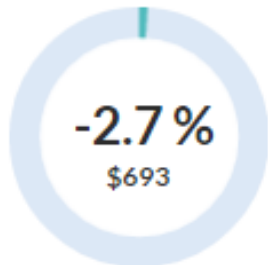
Butter Milk Powder



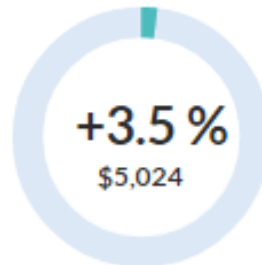
Cheddar



Lactose



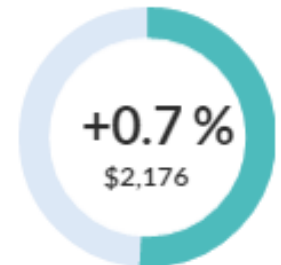
Rennet Casein



Skim Milk Powder



Whole Milk Powder



The shaded dials indicate the proportion of each product group sold versus total quantity sold during the previous 12 months, with a 3 month lag. Figures within the dials represent the percentage change in GDT Price Index and the weighted average price. All information published on this page may be reproduced provided the user acknowledges Global Dairy Trade as the source. See Explanatory Notes below for more detailed definitions.

[Download historical data](#)[Print page](#)

Change in GDT Price Index from previous event

**-1.6%**

Average price (USD/MT,FAS)

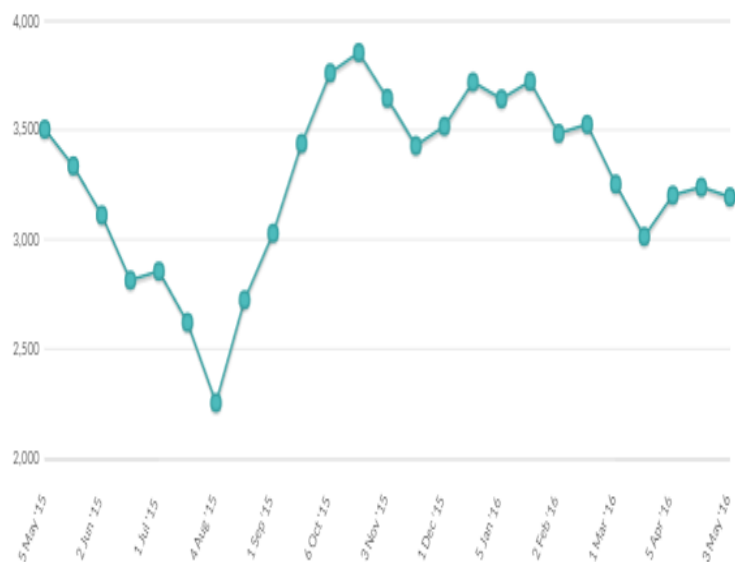
**\$3,195**

## Changes in AMF Price Index

	Contract 1 Jun16	Contract 2 Jul16	Contract 3 Aug16	Contract 4 Sep16	Contract 5 Oct16	Contract 6 Nov16
Change in AMF Price Index from previous event	-0.1%	-3.4%	-1.6%	-0.8%	+1.4%	-0.3%

A change in GDT Price Index is shown if there is a price available for the last event AND for at least one of the two previous events. "n.a." means that no product was offered or sold, or no price was published for the last event, or on both of the two previous events.

## Anhydrous Milk Fat Prices

[12 months](#) | [5 years](#)

## Winning Prices (USD/MT, FAS)

	Contract 1 Jun16	Contract 2 Jul16	Contract 3 Aug16	Contract 4 Sep16	Contract 5 Oct16	Contract 6 Nov16
<b>Fonterra</b>						
Regular 210kg drum - NZ/AU	\$3,180	\$3,100	\$3,145	\$3,170	\$3,240	\$3,225
Premium 210kg drum - NZ	\$3,275	\$3,175	\$3,220	\$3,275	\$3,315	\$3,300
Premium 1000kg bin - NZ	n.s.	\$3,200	\$3,275	n.s.	n.s.	n.s.
Average Price (USD / MT, FAS)	\$3,248	\$3,148	\$3,199	\$3,195	\$3,253	\$3,239

Download historical data

Print page

Change in GDT Price Index from previous event

**-5.5%** ↓

Average price (USD/MT, FAS)

**\$2,601**

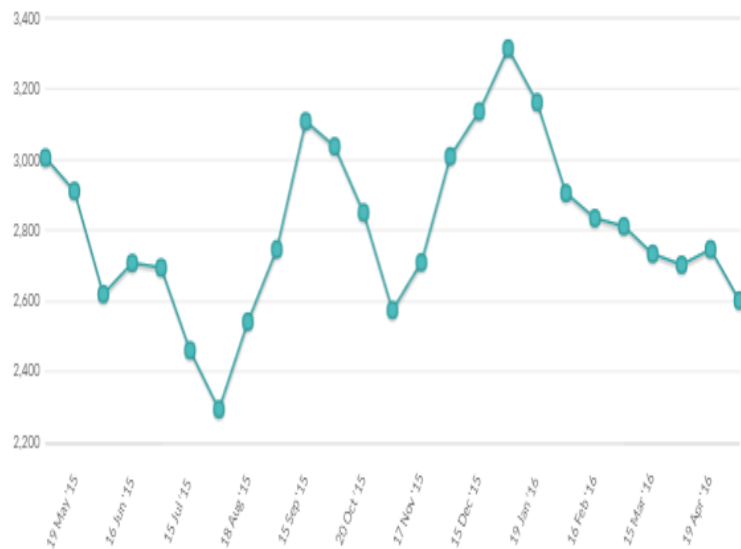
### Changes in Butter Price Index

	Contract 1 Jun16	Contract 2 Jul16	Contract 3 Aug16	Contract 4 Sep16	Contract 5 Oct16	Contract 6 Nov16
Change in Butter Price Index from previous event	-1.7%	-5.7%	-4.0%	-7.5%	-7.7%	-6.9%

A change in GDT Price Index is shown if there is a price available for the last event AND for at least one of the two previous events. "n.a." means that no product was offered or sold, or no price was published for the last event, or on both of the two previous events.

### Butter Prices

12 months | 5 years



### Winning Prices (USD/MT, FAS)

	Contract 1 Jun16	Contract 2 Jul16	Contract 3 Aug16	Contract 4 Sep16	Contract 5 Oct16	Contract 6 Nov16
<b>Fonterra</b>						
Salted 25kg - NZ	\$2,700	\$2,660	\$2,680	\$2,650	\$2,625	n.s.
Unsalted 25kg - NZ	\$2,635	\$2,570	\$2,605	\$2,570	\$2,625	\$2,685
Average Price (USD / MT, FAS)	\$2,651	\$2,578	\$2,608	\$2,571	\$2,625	\$2,685



**Dairy for life**

[Download historical data](#)[Print page](#)

Change in GDT Price Index from previous event

**-5.5%** ↓

Average price (USD/MT, FAS)

**\$1,366**

## Butter Milk Powder Prices

[12 months](#) | [5 years](#)

## Changes in BMP Price Index

	Contract 1 Jun16	Contract 2 Jul16	Contract 3 Aug16	Contract 4 Sep16	Contract 5 Oct16	Contract 6 Nov16
Change in BMP Price Index from previous event	n.a.	-5.5%	n.a.	n.a.	n.a.	n.a.

A change in GDT Price Index is shown if there is a price available for the last event AND for at least one of the two previous events. "n.a." means that no product was offered or sold, or no price was published for the last event, or on both of the two previous events.

## Winning Prices (USD/MT, FAS)

	Contract 1 Jun16	Contract 2 Jul16	Contract 3 Aug16	Contract 4 Sep16	Contract 5 Oct16	Contract 6 Nov16
<b>Arla</b>						
Standard 25kg - EU	-	<b>\$1,410</b>	-	-	-	-
Standard 25kg - SE	-	<b>\$1,410</b>	-	-	-	-
Standard 25kg - UK	-	n.s.	-	-	-	-
<b>Fonterra</b>						
UHT - NZ	-	<b>\$1,330</b>	-	-	-	-
Average Price (USD / MT, FAS)	n.a.	<b>\$1,366</b>	n.a.	n.a.	n.a.	n.a.

**Dairy for life**

Download historical data

Print page

Change in GDT Price Index from previous event

**+1.8%** 

Average price (USD/MT, FAS)

**\$2,727**

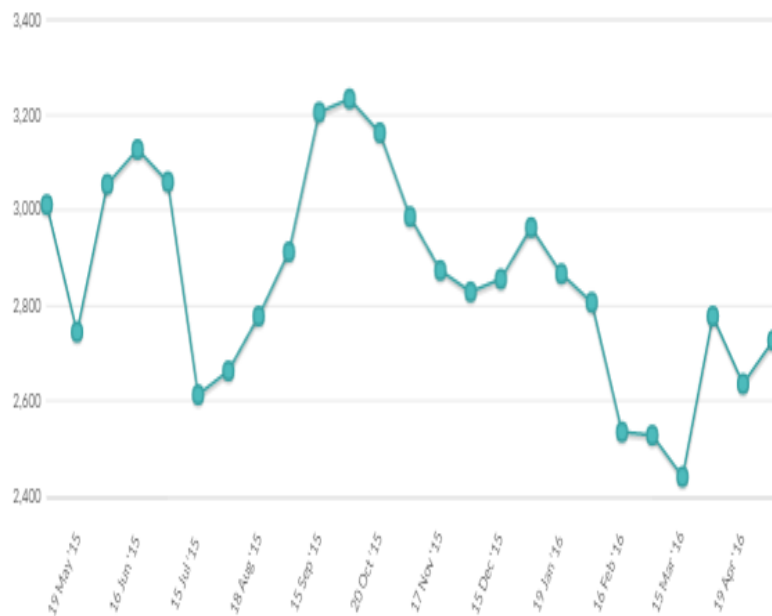
## Changes in Ched Price Index

	Contract 1 Jun16	Contract 2 Jul16	Contract 3 Aug16	Contract 4 Sep16	Contract 5 Oct16	Contract 6 Nov16
Change in Ched Price Index from previous event	-3.8%	+2.2%	n.a.	n.a.	n.a.	n.a.

A change in GDT Price Index is shown if there is a price available for the last event AND for at least one of the two previous events. "n.a." means that no product was offered or sold, or no price was published for the last event, or on both of the two previous events.

## Cheddar Prices

12 months | 5 years



## Winning Prices (USD/MT, FAS)

	Contract 1 Jun16	Contract 2 Jul16	Contract 3 Aug16	Contract 4 Sep16	Contract 5 Oct16	Contract 6 Nov16
<b>Fonterra</b>						
Young - NZ	\$2,645	\$2,720	-	-	-	-
Frozen - NZ	n.s.	\$2,770	-	-	-	-
Average Price (USD / MT, FAS)	\$2,645	\$2,733	n.a.	n.a.	n.a.	n.a.



**Dairy for life**

Change in GDT Price Index from previous event

**-2.7%** ↓

Average price (USD/MT, FAS)

**\$693**

Download historical data

Print page

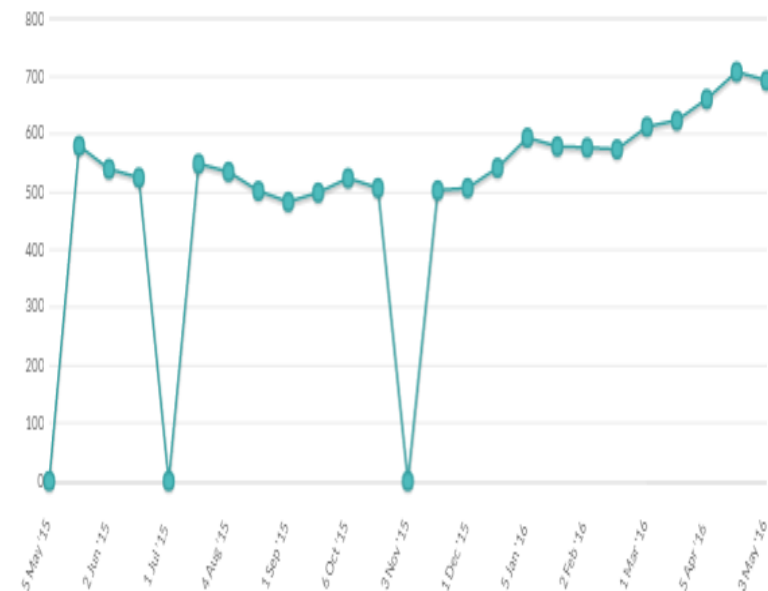
## Changes in LAC Price Index

	Contract 1 Jun16	Contract 2 Jul16	Contract 3 Aug16	Contract 4 Sep16	Contract 5 Oct16	Contract 6 Nov16
Change in LAC Price Index from previous event	n.a.	-2.7%	n.a.	n.a.	n.a.	n.a.

A change in GDT Price Index is shown if there is a price available for the last event AND for at least one of the two previous events. "n.a." means that no product was offered or sold, or no price was published for the last event, or on both of the two previous events.

## Lactose Prices


12 months | 5 years



## Winning Prices (USD/MT, FAS)

	Contract 1 Jun16	Contract 2 Jul16	Contract 3 Aug16	Contract 4 Sep16	Contract 5 Oct16	Contract 6 Nov16
<b>Arla Foods Ing.</b>						
Food-UM - EU	-	\$690	-	-	-	-
Food-M100 - EU	-	\$685	-	-	-	-
Food-M200 - EU	-	\$715	-	-	-	-
Average Price (USD / MT, FAS)	n.a.	\$693	n.a.	n.a.	n.a.	n.a.



+3.5% 

\$5,024

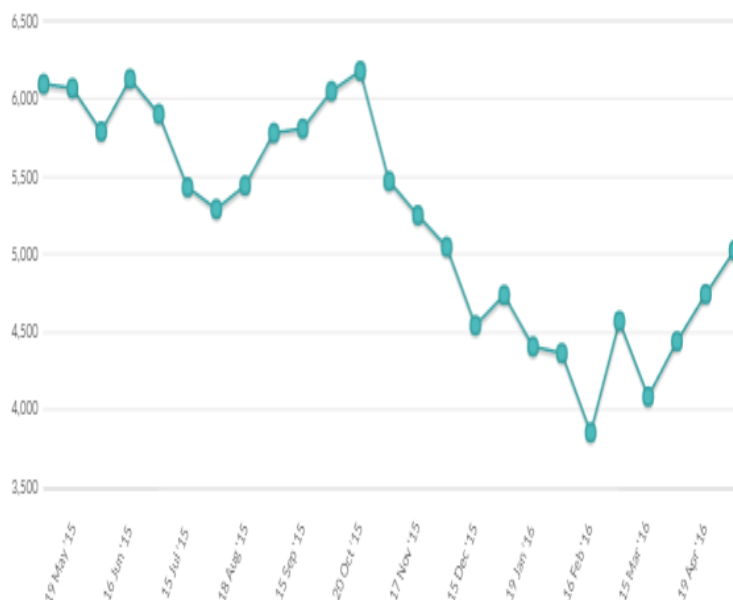
[Download historical data](#)[Print page](#)

## Changes in RenCas Price Index

	Contract 1 Jun16	Contract 2 Jul16	Contract 3 Aug16	Contract 4 Sep16	Contract 5 Oct16	Contract 6 Nov16
Change in RenCas Price Index from previous event	+3.6%	+3.8%	+2.8%	n.a.	n.a.	n.a.

A change in GDT Price Index is shown if there is a price available for the last event AND for at least one of the two previous events. "n.a." means that no product was offered or sold, or no price was published for the last event, or on both of the two previous events.

## Rennet Casein Prices

[12 months](#) | [5 years](#)

## Winning Prices (USD/MT, FAS)

	Contract 1 Jun16	Contract 2 Jul16	Contract 3 Aug16	Contract 4 Sep16	Contract 5 Oct16	Contract 6 Nov16
<b>Fonterra</b>						
30# 12% 25kg - NZ	\$5,625	\$5,525	\$5,460	-	-	-
90# 12% 25kg - NZ	\$4,915	\$4,895	\$4,725	-	-	-
Average Price (USD / MT, FAS)	\$5,142	\$5,216	\$4,784	n.a.	n.a.	n.a.



Dairy for life



[Download historical data](#)[Print page](#)

Change in GDT Price Index from previous event

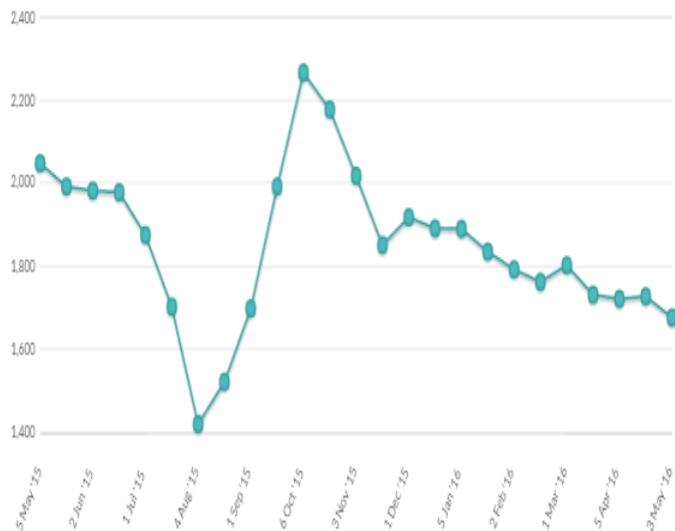
**-3.6%**

Average price (USD/MT, FAS)

**\$1,676**

## Skim Milk Powder Prices

12 months | 5 years



## Changes in SMP Price Index

	Contract 1 Jun16	Contract 2 Jul16	Contract 3 Aug16	Contract 4 Sep16	Contract 5 Oct16	Contract 6 Nov16
Change in SMP Price Index from previous event	-4.2%	-3.6%	-1.9%	-3.3%	-7.2%	-5.1%


## Winning Prices (USD/MT, FAS)

	Contract 1 Jun16	Contract 2 Jul16	Contract 3 Aug16	Contract 4 Sep16	Contract 5 Oct16	Contract 6 Nov16
<b>Amul</b>						
Medium Heat - IN	-	\$2,930	\$2,860	-	-	-
<b>Arla</b>						
Low Heat Regular - DE	-	\$1,890	-	-	-	-
Low Heat Regular - SE	-	n.p.	-	-	-	-
Medium Heat Regular - DE	-	n.p.	-	-	-	-
Medium Heat Regular - DK	-	n.p.	-	-	-	-
Medium Heat Regular - EU	-	n.p.	-	-	-	-
Medium Heat Regular - SE	-	n.s.	-	-	-	-
Medium Heat Regular - UK	-	n.p.	-	-	-	-
<b>Fonterra</b>						
Low Heat - NZ	\$1,680	-	-	-	\$1,720	\$1,755
Medium Heat - AU	\$1,665	\$1,635	\$1,675	\$1,700	-	-
Medium Heat - NZ	\$1,670	\$1,610	\$1,650	\$1,700	\$1,710	\$1,745
Med Heat Guaranteed ATOD - NZ	n.s.	n.s.	n.s.	n.s.	\$1,735	\$1,770
HH Heat Stable - NZ	-	-	-	-	-	n.s.
UHT - NZ	-	-	-	-	\$1,760	\$1,795
Average Price (USD / MT, FAS)	\$1,671	\$1,641	\$1,711	\$1,700	\$1,723	\$1,762

**Dairy for life**

[Download historical data](#)[Print page](#)

Change in GDT Price Index from previous event

**+0.7%** 

Average price (USD/MT, FAS)

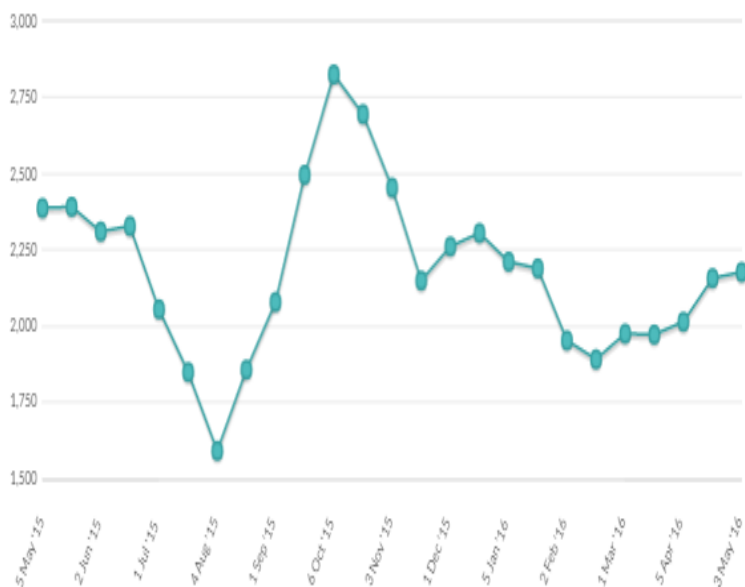
**\$2,176**

## Changes in WMP Price Index

	Contract 1 Jun16	Contract 2 Jul16	Contract 3 Aug16	Contract 4 Sep16	Contract 5 Oct16	Contract 6 Nov16
Change in WMP Price Index from previous event	-0.9%	+3.4%	+1.4%	-1.0%	-4.9%	-2.7%

A change in GDT Price Index is shown if there is a price available for the last event AND for at least one of the two previous events. "n.a." means that no product was offered or sold, or no price was published for the last event, or on both of the two previous events.

## Whole Milk Powder Prices

[12 months](#) | [5 years](#)

## Winning Prices (USD/MT, FAS)

	Contract 1 Jun16	Contract 2 Jul16	Contract 3 Aug16	Contract 4 Sep16	Contract 5 Oct16	Contract 6 Nov16
<b>Fonterra</b>						
Regular - NZ	\$2,090	\$2,145	\$2,190	\$2,205	\$2,185	\$2,205
Regular Guaranteed ATOD - NZ	n.s.	\$2,195	\$2,215	\$2,250	\$2,225	\$2,245
Instant - NZ	\$2,140	\$2,195	\$2,240	\$2,255	\$2,235	\$2,255
UHT - NZ	\$2,165	\$2,220	\$2,310	\$2,280	\$2,260	\$2,295
Average Price (USD / MT, FAS)	\$2,113	\$2,163	\$2,218	\$2,242	\$2,218	\$2,225

**Dairy for life**