


[Subscribe for historical data](#)

[Print page](#)

Change in GDT Price Index
from previous event

-2.4% 

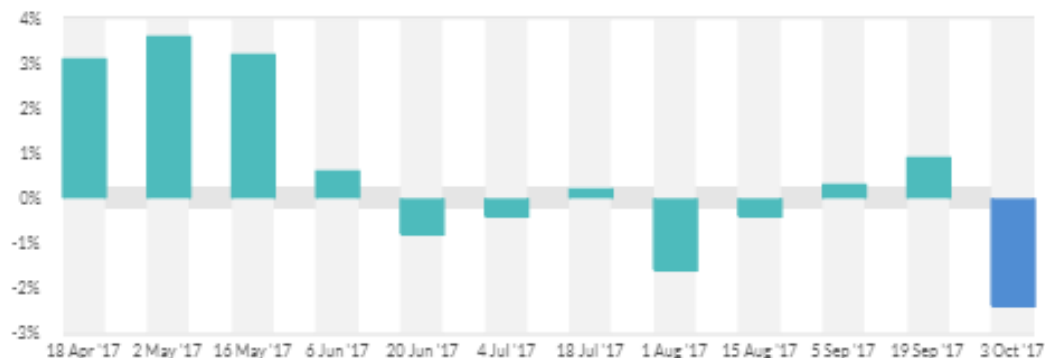
Average price (USD/MT, FAS)

\$3,223



[See the next Trading Event](#)
[View the event calendar >](#)

Change in GDT Price Index



Summary of Results

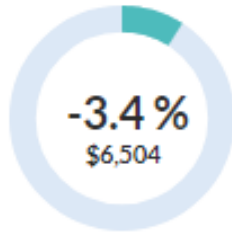
Number of Registered Bidders	541	Number of participating bidders
Number of Winning Bidders	132	149
Number of Bidding Rounds	16	Quantity sold (MT)
Duration of Trading Event (hours:mins)	2:15	37,990
Minimum Supply (MT)	33,610	
Maximum Supply (MT)	39,615	



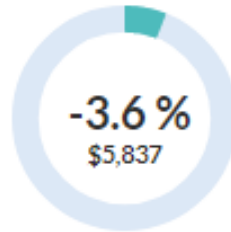
Dairy for life

Products

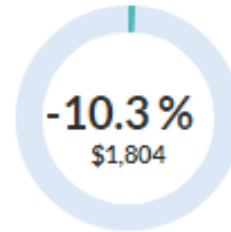
Anhydrous Milk Fat



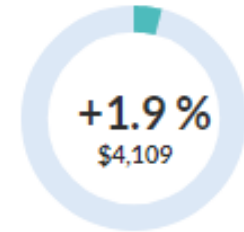
Butter




Butter Milk Powder



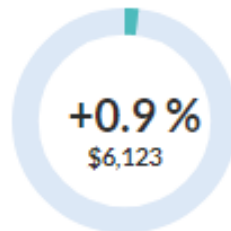
Cheddar



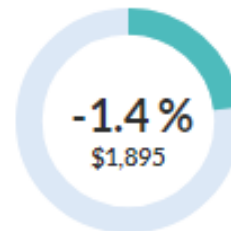
Lactose



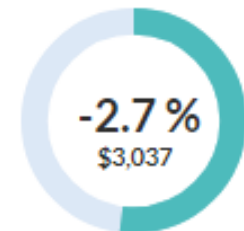
Rennet Casein



Skim Milk Powder



Whole Milk Powder



The shaded dials indicate the proportion of each product group sold versus total quantity sold during the previous 12 months, with a 3 month lag. Figures within the dials represent the percentage change in GDT Price Index and the weighted average price. All information published on this page may be reproduced provided the user acknowledges Global Dairy Trade as the source. See Explanatory Notes below for more detailed definitions.

-3.4% ↓

Average price (USD/MT, FAS)

\$6,504

Subscribe for historical data

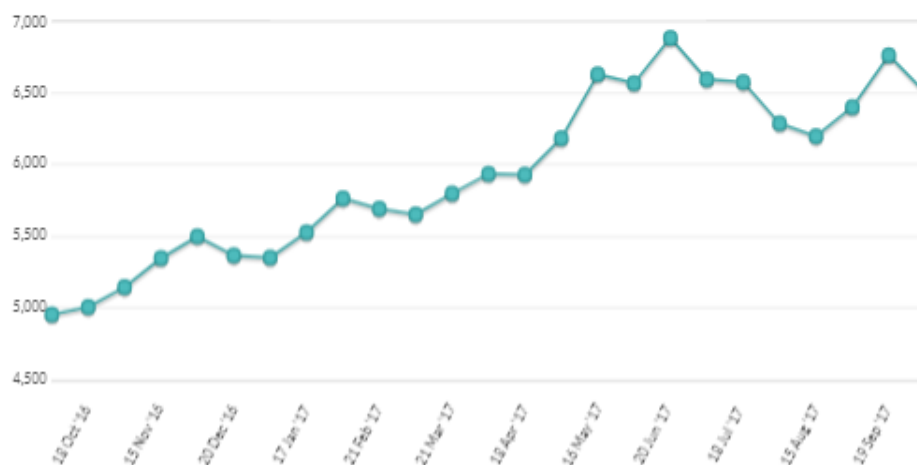
Print page

Changes in AMF Price Index

	Contract 1 Nov17	Contract 2 Dec17	Contract 3 Jan18	Contract 4 Feb18	Contract 5 Mar18	Contract 6 Apr18
Change in AMF Price Index from previous event	-8.3%	-1.5%	-4.4%	-4.4%	-3.5%	n.a.

Anhydrous Milk Fat Prices

[12 months](#) | [5 years](#)



A change in GDT Price Index is shown if there is a price available for the last event AND for at least one of the two previous events. "n.a." means that no product was offered or sold, or no price was published for the last event, or on both of the two previous events.

Winning Prices (USD/MT, FAS)

	Contract 1 Nov17	Contract 2 Dec17	Contract 3 Jan18	Contract 4 Feb18	Contract 5 Mar18	Contract 6 Apr18
Fonterra						
Regular 210kg drum - NZ/AU	\$6,935	\$6,590	\$6,335	\$6,335	\$6,365	-
Premium 210kg drum - NZ	\$6,915	\$6,665	\$6,410	\$6,410	\$6,480	-
Premium 1000kg bin - NZ	\$7,155	\$6,735	n.s.	n.s.	n.s.	-
Average Price (USD / MT, FAS)	\$6,980	\$6,638	\$6,372	\$6,363	\$6,401	n.a.



Dairy for life

[Subscribe for historical data](#)[Print page](#)

Change in GDT Price Index from previous event

-3.6%

Average price (USD/MT, FAS)

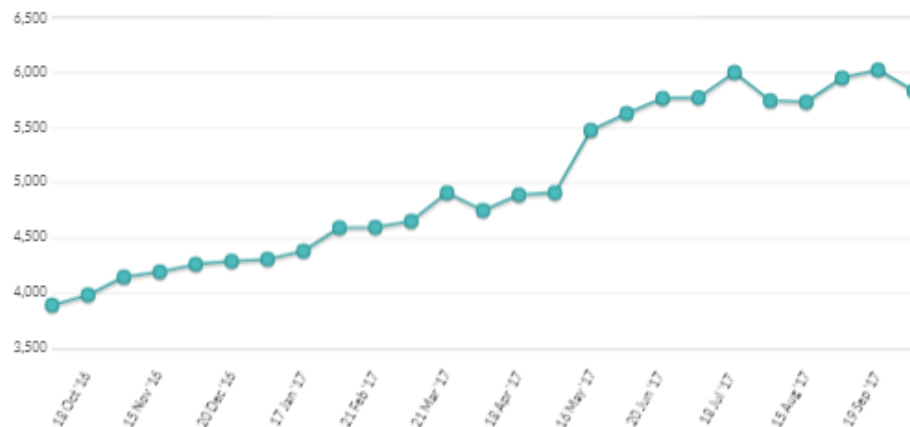
\$5,837

Changes in Butter Price Index

	Contract 1 Nov17	Contract 2 Dec17	Contract 3 Jan18	Contract 4 Feb18	Contract 5 Mar18	Contract 6 Apr18
Change in Butter Price Index from previous event	+1.0%	+1.1%	-8.3%	-4.7%	-7.4%	n.a.

A change in GDT Price Index is shown if there is a price available for the last event AND for at least one of the two previous events. "n.a." means that no product was offered or sold, or no price was published for the last event, or on both of the two previous events.

Butter Prices

[12 months](#) | [5 years](#)

Winning Prices (USD/MT, FAS)

	Contract 1 Nov17	Contract 2 Dec17	Contract 3 Jan18	Contract 4 Feb18	Contract 5 Mar18	Contract 6 Apr18
Fonterra						
Salted 25kg - NZ	\$6,225	\$6,245	\$5,610	\$5,520	\$5,535	-
Unsalted 25kg - NZ	\$6,170	\$6,185	\$5,610	\$5,520	\$5,535	-
Average Price (USD / MT, FAS)	\$6,180	\$6,187	\$5,610	\$5,520	\$5,535	n.a.

**Dairy for life**

[Subscribe for historical data](#)[Print page](#)

Change in GDT Price Index from previous event

-10.3% ↓

Average price (USD/MT, FAS)

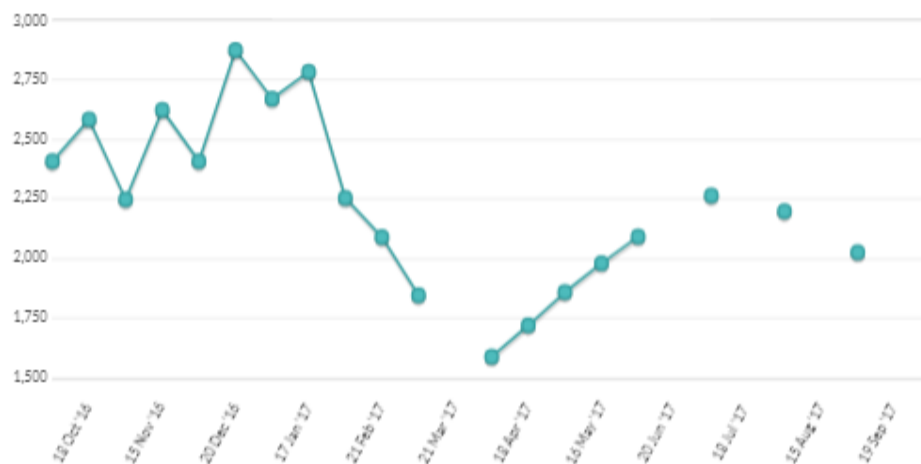
\$1,804

Changes in BMP Price Index

	Contract 1 Nov17	Contract 2 Dec17	Contract 3 Jan18	Contract 4 Feb18	Contract 5 Mar18	Contract 6 Apr18
Change in BMP Price Index from previous event	n.a.	-12.5%	-8.3%	-8.4%	-9.0%	n.a.

A change in GDT Price Index is shown if there is a price available for the last event AND for at least one of the two previous events. "n.a." means that no product was offered or sold, or no price was published for the last event, or on both of the two previous events.


Butter Milk Powder Prices

[12 months](#) | [5 years](#)

Winning Prices (USD/MT, FAS)

	Contract 1 Nov17	Contract 2 Dec17	Contract 3 Jan18	Contract 4 Feb18	Contract 5 Mar18	Contract 6 Apr18
Arla						
Standard 25kg - EU	-	\$1,770	-	-	-	-
Standard 25kg - SE	-	\$1,770	-	-	-	-
Standard 25kg - UK	-	\$1,770	-	-	-	-
Fonterra						
UHT - NZ	n.p.	\$1,755	\$1,820	\$1,900	\$1,870	-
Average Price (USD / MT, FAS)	n.a.	\$1,758	\$1,820	\$1,900	\$1,870	n.a.

**Dairy for life**

+1.9% 

Average price (USD/MT, FAS)

\$4,109

Subscribe for historical data

Print page

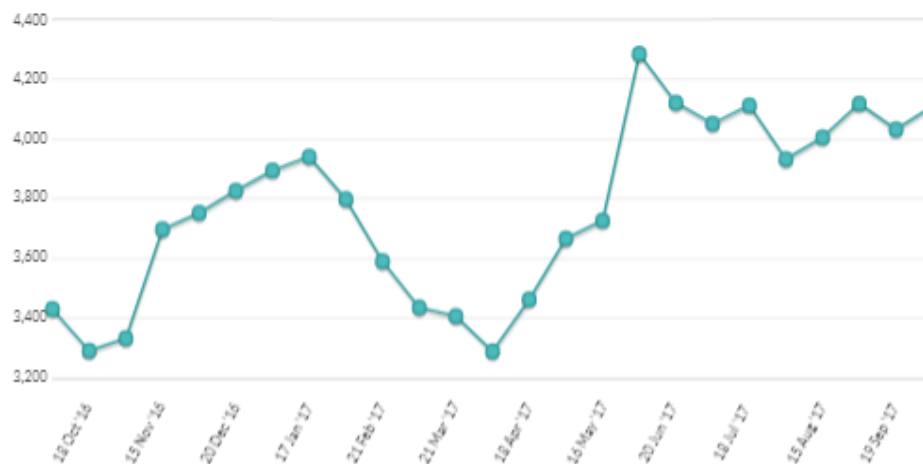
Changes in Ched Price Index

	Contract 1 Nov17	Contract 2 Dec17	Contract 3 Jan18	Contract 4 Feb18	Contract 5 Mar18	Contract 6 Apr18
Change in Ched Price Index from previous event	-0.8%	+2.3%	+2.6%	+2.0%	-0.9%	n.a.

Cheddar Prices

[12 months](#) | [5 years](#)

A change in GDT Price Index is shown if there is a price available for the last event AND for at least one of the two previous events. "n.a." means that no product was offered or sold, or no price was published for the last event, or on both of the two previous events.



Winning Prices (USD/MT, FAS)

	Contract 1 Nov17	Contract 2 Dec17	Contract 3 Jan18	Contract 4 Feb18	Contract 5 Mar18	Contract 6 Apr18
Fonterra						
Young - NZ	\$4,200	\$4,085	\$4,090	\$4,095	\$4,220	-
Frozen - NZ	\$4,250	\$4,185	\$4,140	\$4,145	n.s.	-
Average Price (USD / MT, FAS)	\$4,201	\$4,098	\$4,099	\$4,097	\$4,220	n.a.



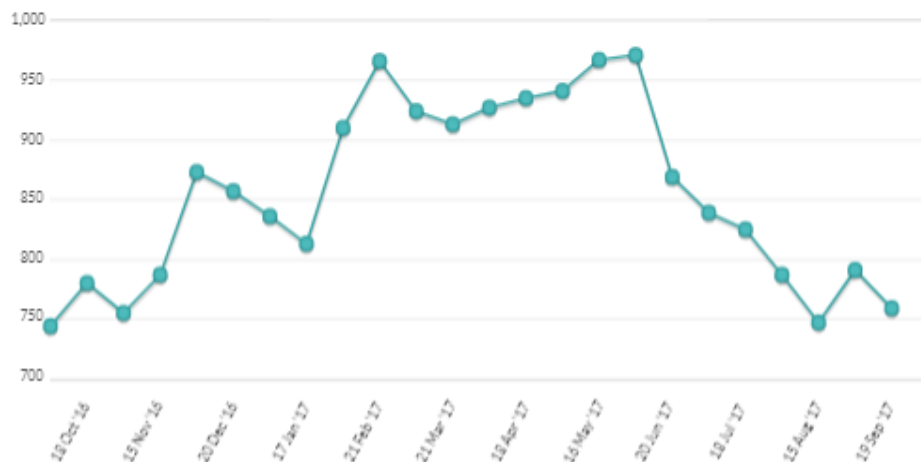
Dairy for life

n.a.

Average price (USD/MT, FAS)

n.a.[Subscribe for historical data](#)[Print page](#)

Lactose Prices

[12 months](#) | [5 years](#)

Changes in LAC Price Index

	Contract 1 Nov17	Contract 2 Dec17	Contract 3 Jan18	Contract 4 Feb18	Contract 5 Mar18	Contract 6 Apr18
Change in LAC Price Index from previous event	n.a.	n.a.	n.a.	n.a.	n.a.	n.a.

A change in GDT Price Index is shown if there is a price available for the last event AND for at least one of the two previous events. "n.a." means that no product was offered or sold, or no price was published for the last event, or on both of the two previous events.


Winning Prices (USD/MT, FAS)

	Contract 1 Nov17	Contract 2 Dec17	Contract 3 Jan18	Contract 4 Feb18	Contract 5 Mar18	Contract 6 Apr18
Arla Foods Ing.						
Food-UM - EU	-	n.s.	-	-	-	-
Food-M100 - EU	-	n.p.	-	-	-	-
Food-M200 - EU	-	n.p.	-	-	-	-
Average Price (USD / MT, FAS)	n.a.	n.a.	n.a.	n.a.	n.a.	n.a.

**Dairy for life**

Subscribe for historical data

Print page

Change in GDT Price Index from previous event
+0.9% 

Average price (USD/MT, FAS)
\$6,123

Changes in RenCas Price Index

	Contract 1 Nov17	Contract 2 Dec17	Contract 3 Jan18	Contract 4 Feb18	Contract 5 Mar18	Contract 6 Apr18
Change in RenCas Price Index from previous event	-6.1%	+1.7%	+0.8%	+2.1%	-0.5%	n.a.

A change in GDT Price Index is shown if there is a price available for the last event AND for at least one of the two previous events. "n.a." means that no product was offered or sold, or no price was published for the last event, or on both of the two previous events.

Rennet Casein Prices

12 months | 5 years



Winning Prices (USD/MT, FAS)


	Contract 1 Nov17	Contract 2 Dec17	Contract 3 Jan18	Contract 4 Feb18	Contract 5 Mar18	Contract 6 Apr18
Fonterra						
30# 12% 25kg - NZ	n.s.	\$6,610	\$6,595	\$6,570	\$6,430	-
90# 12% 25kg - NZ	\$5,965	\$5,970	\$5,865	\$5,985	\$6,090	-
Average Price (USD / MT, FAS)	\$5,965	\$6,195	\$6,016	\$6,137	\$6,255	n.a.



Dairy for life

[Subscribe for historical data](#)[Print page](#)

Change in GDT Price Index from previous event

-1.4% 

Average price (USD/MT, FAS)

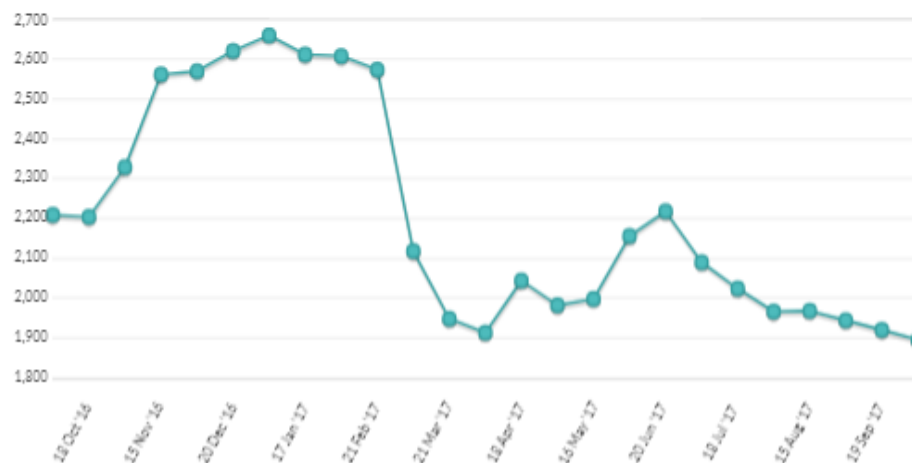
\$1,895

Changes in SMP Price Index

	Contract 1 Nov17	Contract 2 Dec17	Contract 3 Jan18	Contract 4 Feb18	Contract 5 Mar18	Contract 6 Apr18
Change in SMP Price Index from previous event	+6.0%	+1.5%	-6.1%	-2.3%	-1.8%	n.a.

A change in GDT Price Index is shown if there is a price available for the last event AND for at least one of the two previous events. "n.a." means that no product was offered or sold, or no price was published for the last event, or on both of the two previous events.

Skim Milk Powder Prices

[12 months](#) | [5 years](#)

Winning Prices (USD/MT, FAS)


	Contract 1 Nov17	Contract 2 Dec17	Contract 3 Jan18	Contract 4 Feb18	Contract 5 Mar18	Contract 6 Apr18
Amul						
Medium Heat - IN	-	n.p.	-	-	-	-
Arla						
Low Heat Regular - DE	-	\$1,830	-	-	-	-
Low Heat Regular - SE	-	\$1,830	-	-	-	-
Medium Heat Instant - DK	-	\$1,865	-	-	-	-
Medium Heat Regular - DE	-	n.p.	-	-	-	-
Medium Heat Regular - DK	-	n.s.	-	-	-	-
Medium Heat Regular - EU	-	n.p.	-	-	-	-
Medium Heat Regular - SE	-	n.p.	-	-	-	-
Medium Heat Regular - UK	-	n.p.	-	-	-	-
Fonterra						
Low Heat - NZ	-	\$1,975	\$1,835	\$1,860	\$1,840	-
Medium Heat - NZ	\$2,045	\$1,955	\$1,820	\$1,850	\$1,860	-
Med Heat Guaranteed ATOD - NZ	n.s.	n.s.	\$1,860	n.s.	n.s.	-
HH Heat Stable - NZ	\$2,110	\$2,025	\$1,885	\$1,910	n.s.	-
UHT - NZ	n.s.	\$2,025	\$1,885	\$1,910	\$1,910	-
Average Price (USD / MT, FAS)	\$2,052	\$1,954	\$1,824	\$1,858	\$1,863	n.a.

**Dairy for life**

[Subscribe for historical data](#)

[Print page](#)

Change in GDT Price Index from previous event

-2.7% 

Average price (USD/MT, FAS)

\$3,037

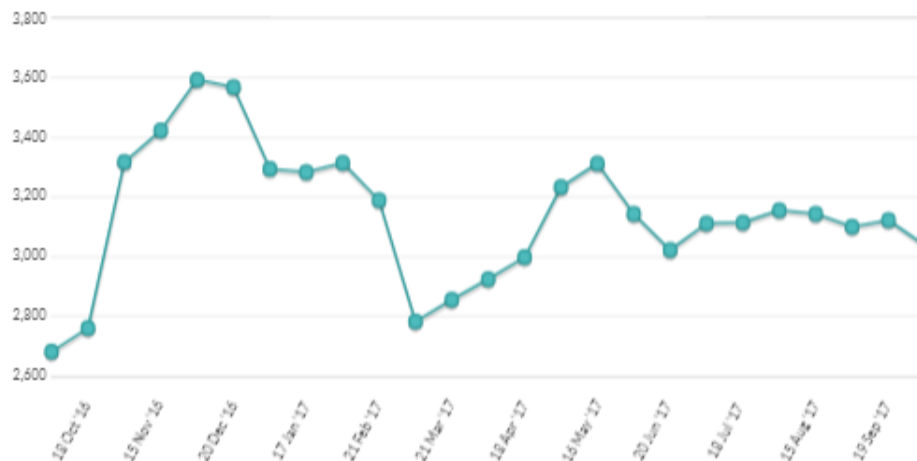
Changes in WMP Price Index

	Contract 1 Nov17	Contract 2 Dec17	Contract 3 Jan18	Contract 4 Feb18	Contract 5 Mar18	Contract 6 Apr18
Change in WMP Price Index from previous event	-3.2%	-2.5%	-3.4%	-2.3%	-1.9%	n.a.

A change in GDT Price Index is shown if there is a price available for the last event AND for at least one of the two previous events. "n.a." means that no product was offered or sold, or no price was published for the last event, or on both of the two previous events.

Whole Milk Powder Prices

[12 months](#) | [5 years](#)



Winning Prices (USD/MT, FAS)

	Contract 1 Nov17	Contract 2 Dec17	Contract 3 Jan18	Contract 4 Feb18	Contract 5 Mar18	Contract 6 Apr18
Fonterra						
Regular - NZ	\$3,120	\$3,020	\$2,985	\$3,000	\$3,010	-
Regular Guaranteed ATOD - NZ	\$3,165	\$3,090	n.s.	n.s.	\$3,055	-
Instant - NZ	\$3,170	\$3,070	\$3,035	\$3,050	\$3,060	-
UHT - NZ	n.s.	\$3,140	\$3,060	\$3,075	\$3,085	-
Average Price (USD / MT, FAS)	\$3,135	\$3,033	\$3,008	\$3,023	\$3,029	n.a.



Dairy for life