


Results

from last trading event

Print page 

Download historical data 

Event 151

3 November

2015

CHANGE IN GDT PRICE INDEX
FROM PREVIOUS EVENT

-7.4%

AVERAGE PRICE (USD/MT, FAS)

\$2,569

GlobalDairyTrade Price Index



Summary of Results

Number of Qualified Bidders	643
Number of Winning Bidders	132
Number of Bidding Rounds	10
Duration of Trading Event (hours:mins)	1:32
Minimum Supply (MT)	33,525
Maximum Supply (MT)	35,390

NUMBER OF PARTICIPATING BIDDERS

151

QUANTITY SOLD (MT)

33,997



Dairy for life

Products

Anhydrous
Milk Fat



Butter



Butter Milk
Powder



Cheddar



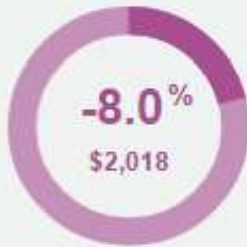
Lactose



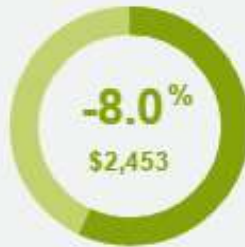
Rennet
Casein



Skim Milk
Powder



Whole Milk
Powder



Anhydrous Milk Fat

Results from last trading event

Event 151
3 November
2015

Print page

Download historical data

CHANGE IN CDT PRICE INDEX FROM PREVIOUS EVENT

-5.7%↓

AVERAGE PRICE (USD/MT, FAS)

\$3,647

Anhydrous Milk Fat Prices

12 months | 5 years



Changes in AMF Price Index

	Contract 1 Dec15	Contract 2 Jan16	Contract 3 Feb16	Contract 4 Mar16	Contract 5 Apr16	Contract 6 May16
Change in AMF Price Index from previous event	n.a.	-6.2%	-5.8%	-4.7%	-5.2%	-6.2%

A Change in Price Index is shown if there is a price available for the last event AND for at least one of the two previous events. "n.a." means that no product was offered or sold, or no price was published for the last event, or on both of the two previous events.

Winning Prices (USD/MT, FAS)

	Contract 1 Dec15	Contract 2 Jan16	Contract 3 Feb16	Contract 4 Mar16	Contract 5 Apr16	Contract 6 May16
Fonterra						
Regular 210kg drum - NZ/AU	\$3,555	\$3,605	\$3,560	\$3,625	\$3,635	\$3,665
Premium 210kg drum - NZ	\$3,630	\$3,680	\$3,635	\$3,700	\$3,710	\$3,740
Premium 1000kg bin - NZ	n.s.	\$3,730	\$3,710	n.s.	n.s.	n.s.
Average Price (USD / MT, FAS)	\$3,582	\$3,683	\$3,615	\$3,656	\$3,665	\$3,698



Dairy for life

Results from last trading event

Event 151
3 November
 2015

CHANGE IN COT PRICE INDEX FROM PREVIOUS EVENT

-5.6%

AVERAGE PRICE (USD/MT, FAS)

\$2,574

Butter Prices

[12 months](#) | [5 years](#)



Changes in Butter Price Index

	Contract 1 Dec15	Contract 2 Jan16	Contract 3 Feb16	Contract 4 Mar16	Contract 5 Apr16	Contract 6 May16
Change in Butter Price Index from previous event	n.a.	-17.8%	-13.8%	-12.1%	-11.9%	-5.6%

A Change in Price Index is shown if there is a price available for the last event AND for at least one of the two previous events. "n.a." means that no product was offered or sold, or no price was published for the last event, or on both of the two previous events.

Winning Prices (USD/MT, FAS)

	Contract 1 Dec15	Contract 2 Jan16	Contract 3 Feb16	Contract 4 Mar16	Contract 5 Apr16	Contract 6 May16
Fonterra						
Salted 25kg - NZ	n.s.	\$2,610	n.s.	\$2,635	n.s.	n.s.
Unsalted 25kg - NZ	\$2,520	\$2,515	\$2,585	\$2,635	\$2,690	\$2,690
Average Price (USD / MT, FAS)	\$2,520	\$2,523	\$2,585	\$2,635	\$2,690	\$2,690

Butter Milk Powder

Results from last trading event

Event 151
3 November
 2015

Print page

Download historical data

CHANGE IN CDT PRICE INDEX FROM PREVIOUS EVENT

-9.4%

AVERAGE PRICE (USD/MT, FAS)

\$1,844

Butter Milk Powder Prices

12 months | 5 years



Changes in BMP Price Index

	Contract 1 Dec15	Contract 2 Jan16	Contract 3 Feb16	Contract 4 Mar16	Contract 5 Apr16	Contract 6 May16
Change in BMP Price Index from previous event	n.a.	-12.4%	-2.7%	n.a.	n.a.	n.a.

A Change in Price Index is shown if there is a price available for the last event AND for at least one of the two previous events. "n.a." means that no product was offered or sold, or no price was published for the last event, or on both of the two previous events.

Winning Prices (USD/MT, FAS)

	Contract 1 Dec15	Contract 2 Jan16	Contract 3 Feb16	Contract 4 Mar16	Contract 5 Apr16	Contract 6 May16
Arla						
Standard 25kg - EU	-	n.p.	-	-	-	-
Standard 25kg - SE	-	n.s.	-	-	-	-
Standard 25kg - UK	-	n.s.	-	-	-	-
Fonterra						
UHT - NZ	-	\$1,805	\$2,000	-	-	-
Average Price (USD / MT, FAS)	n.a.	\$1,805	\$2,000	n.a.	n.a.	n.a.



Dairy for life

Results from last trading event

Event 151
3 November
 2015

CHANGE IN CDT PRICE INDEX FROM PREVIOUS EVENT

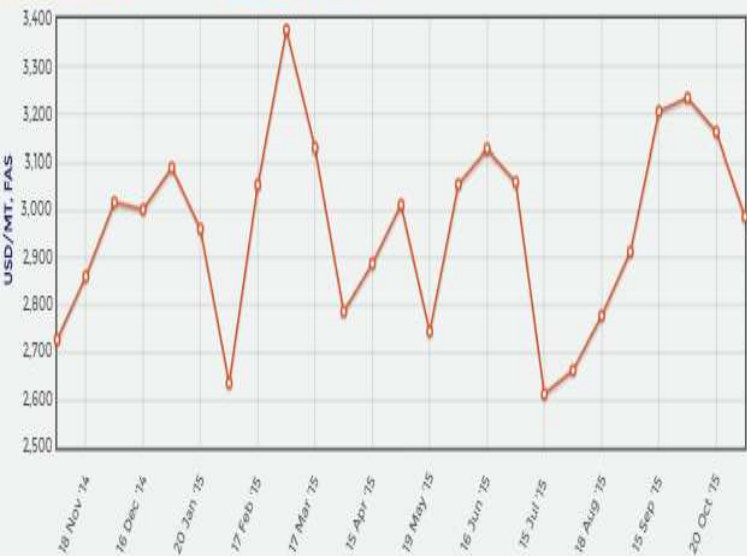
-4.6%

AVERAGE PRICE (USD/MT, FAS)

\$2,987

Cheddar Prices

12 months | 5 years



Changes in Ched Price Index

	Contract 1 Dec15	Contract 2 Jan16	Contract 3 Feb16	Contract 4 Mar16	Contract 5 Apr16	Contract 6 May16
Change in Ched Price Index from previous event	n.a.	-3.8%	-6.7%	-2.9%	n.a.	n.a.

A Change in Price Index is shown if there is a price available for the last event AND for at least one of the two previous events. "n.a." means that no product was offered or sold, or no price was published for the last event, or on both of the two previous events.

Winning Prices (USD/MT, FAS)

	Contract 1 Dec15	Contract 2 Jan16	Contract 3 Feb16	Contract 4 Mar16	Contract 5 Apr16	Contract 6 May16
Fonterra						
Young - NZ	\$2,685	\$2,990	\$2,995	\$3,050	-	-
Frozen - NZ	\$2,735	\$3,040	\$3,045	n.s.	-	-
Average Price (USD / MT, FAS)	\$2,713	\$3,004	\$3,012	\$3,050	n.a.	n.a.

Lactose

[Print page](#) [Download historical data](#)

Results from last trading event

Event 151
3 November
 2015

CHANGE IN CDT PRICE INDEX FROM PREVIOUS EVENT

n.a.

AVERAGE PRICE (USD/MT, FAS)

n.a.

Lactose Prices

[12 months](#) [5 years](#)



Changes in LAC Price Index

	Contract 1 Dec15	Contract 2 Jan16	Contract 3 Feb16	Contract 4 Mar16	Contract 5 Apr16	Contract 6 May16
--	---------------------	---------------------	---------------------	---------------------	---------------------	---------------------

Change in LAC Price Index from previous event	n.a.	n.a.	n.a.	n.a.	n.a.	n.a.
---	------	------	------	------	------	------

A Change in Price Index is shown if there is a price available for the last event AND for at least one of the two previous events. "n.a." means that no product was offered or sold, or no price was published for the last event, or on both of the two previous events.

Winning Prices (USD/MT, FAS)

	Contract 1 Dec15	Contract 2 Jan16	Contract 3 Feb16	Contract 4 Mar16	Contract 5 Apr16	Contract 6 May16
--	---------------------	---------------------	---------------------	---------------------	---------------------	---------------------

Arla Foods Ing.

Food-UM - EU	-	n.s.	-	-	-	-
Food-M100 - EU	-	n.p.	-	-	-	-
Food-M200 - EU	-	n.p.	-	-	-	-
Average Price (USD / MT, FAS)	n.a.	n.a.	n.a.	n.a.	n.a.	n.a.



Rennet Casein

[Print page](#)
[Download historical data](#)

Results from last trading event

Event 151
3 November
 2015

CHANGE IN CDT PRICE INDEX FROM PREVIOUS EVENT

-11.2% ↓

AVERAGE PRICE (USD/MT, FAS)

\$5,469

Rennet Casein Prices

[12 months](#) | [5 years](#)



Changes in RenCas Price Index

	Contract 1 Dec15	Contract 2 Jan16	Contract 3 Feb16	Contract 4 Mar16	Contract 5 Apr16	Contract 6 May16
Change in RenCas Price Index from previous event	n.a.	n.a.	-11.4%	-11.0%	n.a.	n.a.

A Change in Price Index is shown if there is a price available for the last event AND for at least one of the two previous events. "n.a." means that no product was offered or sold, or no price was published for the last event, or on both of the two previous events.

Winning Prices (USD/MT, FAS)

	Contract 1 Dec15	Contract 2 Jan16	Contract 3 Feb16	Contract 4 Mar16	Contract 5 Apr16	Contract 6 May16
Fonterra						
30# 12% 25kg - NZ	\$5,250	n.p.	\$5,460	\$5,480	-	-
90# 12% 25kg - NZ	n.s.	n.p.	\$5,510	\$5,530	-	-
Average Price (USD / MT, FAS)	\$5,250	n.a.	\$5,495	\$5,516	n.a.	n.a.



Dairy for life

Skim Milk Powder

[Print page](#) [Download historical data](#)

CHANGE IN CDT PRICE INDEX FROM PREVIOUS EVENT

-8.0%

AVERAGE PRICE (USD/MT, FAS)

\$2,018

Results from last trading event

Event 151
3 November
2015

Skim Milk Powder Prices

12 months | 5 years



Changes in SMP Price Index

	Contract 1 Dec15	Contract 2 Jan16	Contract 3 Feb16	Contract 4 Mar16	Contract 5 Apr16	Contract 6 May16
Change in SMP Price Index from previous event	-6.5%	-9.2%	-9.1%	-4.0%	-3.2%	-1.6%

Change in Price Index is shown if there is a price available for the last event AND for at least one of the two previous events. "n.a." means that no product was offered or sold, or no price was published for the last event, or on both of the two previous events.

Winning Prices (USD/MT, FAS)

	Contract 1 Dec15	Contract 2 Jan16	Contract 3 Feb16	Contract 4 Mar16	Contract 5 Apr16	Contract 6 May16
Amul						
Medium Heat - IN	n.s.	n.p.	n.p.	-	-	-
Arla						
Low Heat Regular - DE	-	n.p.	-	-	-	-
Low Heat Regular - SE	-	n.p.	-	-	-	-
Medium Heat Instant - DK	-	\$1,955	-	-	-	-
Medium Heat Regular - DE	-	n.p.	-	-	-	-
Medium Heat Regular - EU	-	n.p.	-	-	-	-
Medium Heat Regular - SE	-	n.s.	-	-	-	-
Medium Heat Regular - UK	-	n.p.	-	-	-	-
Fonterra						
Low Heat - NZ	n.s.	\$2,000	\$1,990	\$2,060	\$2,120	\$2,205
Medium Heat - AU	\$1,950	\$1,975	\$1,945	\$1,965	-	-
Medium Heat - NZ	\$2,120	\$1,975	\$1,990	\$2,060	\$2,090	\$2,205
HH Heat Stable - NZ	n.s.	\$2,025	\$2,040	n.s.	n.s.	n.s.
UHT - NZ	\$2,185	\$2,025	\$2,040	\$2,215	\$2,140	n.s.
Average Price (USD / MT, FAS)	\$2,099	\$1,990	\$1,996	\$2,068	\$2,100	\$2,205



Dairy for life

Whole Milk Powder

Results from last trading event

Event 151
3 November
 2015

[Print page](#)

[Download historical data](#)

CHANGE IN CDT PRICE INDEX FROM PREVIOUS EVENT

-8.0%

AVERAGE PRICE (USD/MT, FAS)

\$2,453

Whole Milk Powder Prices

[12 months](#) | [5 years](#)



Changes in WMP Price Index

	Contract 1 Dec15	Contract 2 Jan16	Contract 3 Feb16	Contract 4 Mar16	Contract 5 Apr16	Contract 6 May16
Change in WMP Price Index from previous event	-17.2%	-13.9%	-8.0%	-6.8%	-8.7%	-8.6%

A Change in Price Index is shown if there is a price available for the last event AND for at least one of the two previous events. "n.a." means that no product was offered or sold, or no price was published for the last event, or on both of the two previous events.

Winning Prices (USD/MT, FAS)

	Contract 1 Dec15	Contract 2 Jan16	Contract 3 Feb16	Contract 4 Mar16	Contract 5 Apr16	Contract 6 May16
Fonterra						
Regular - NZ	n.p.	n.p.	\$2,405	\$2,465	\$2,405	\$2,515
Instant - NZ	n.p.	n.p.	\$2,455	\$2,515	\$2,455	\$2,595
UHT - NZ	\$2,500	\$2,440	\$2,480	\$2,540	\$2,570	n.s.
Average Price (USD / MT, FAS)	\$2,500	\$2,440	\$2,430	\$2,489	\$2,430	\$2,534



Dairy for life

Sweet Whey Powder

Print page 

Download historical data 

SWP no longer offered on GDT

SWP no longer offered on GDT

Sweet Whey Powder Prices

[12 months](#) | [5 years](#)

