

Subscribe for historical data

Print page

Change in GDT Price Index
from previous event

+1.6% 

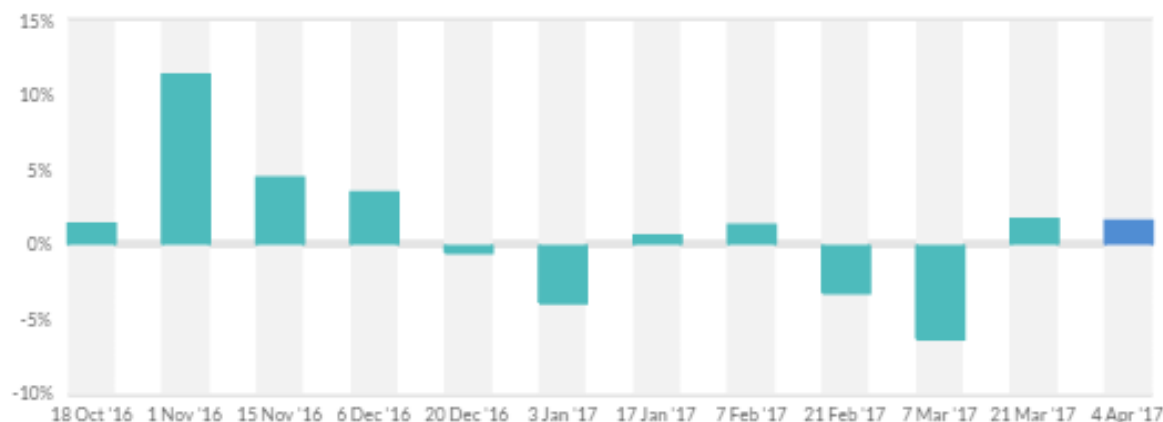
Average price (USD/MT, FAS)

\$3,005



See the next Trading Event
[View the event calendar >](#)

Change in GDT Price Index



Summary of Results

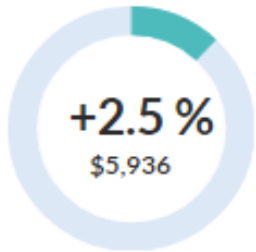
Number of Registered Bidders	537	Number of participating bidders
Number of Winning Bidders	118	157
Number of Bidding Rounds	13	
Duration of Trading Event (hours:mins)	1:51	
Minimum Supply (MT)	21,330	Quantity sold (MT)
Maximum Supply (MT)	24,960	22,642



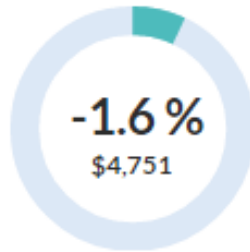
Dairy for life

Products

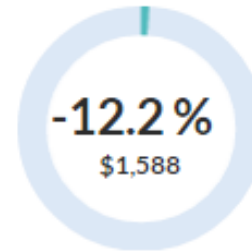
Anhydrous Milk Fat



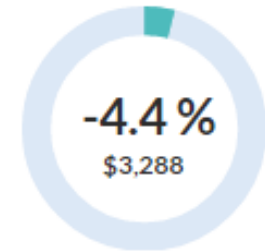
Butter



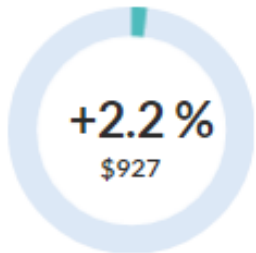
Butter Milk Powder



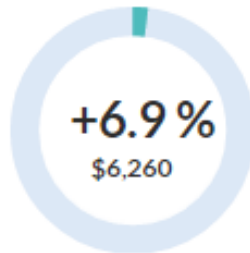
Cheddar



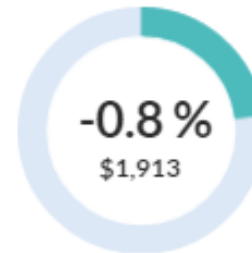
Lactose



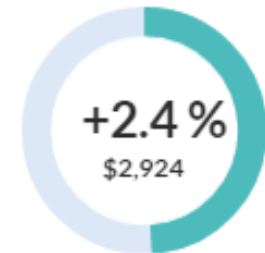
Rennet Casein



Skim Milk Powder



Whole Milk Powder



Dairy for life

[Subscribe for historical data](#)
[Print page](#)

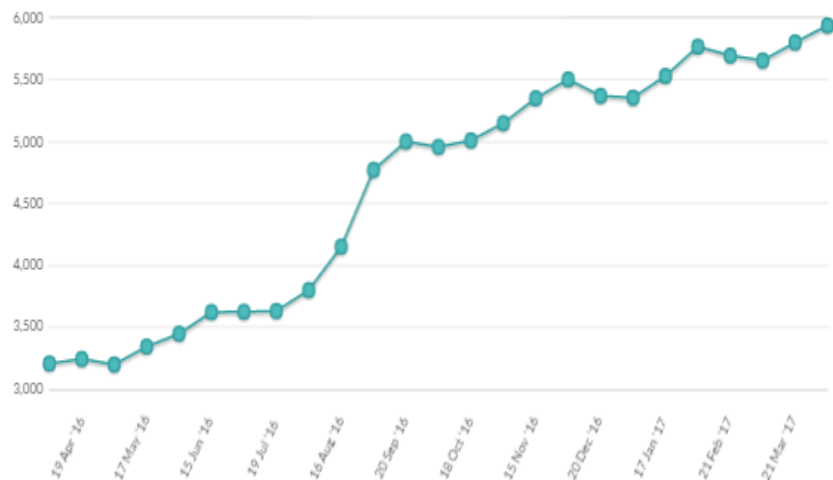
Change in GDT Price Index from previous event

+2.5%

Average price (USD/MT, FAS)

\$5,936

Anhydrous Milk Fat Prices

[12 months](#) | [5 years](#)


Changes in AMF Price Index

	Contract 1 May17	Contract 2 Jun17	Contract 3 Jul17	Contract 4 Aug17	Contract 5 Sep17	Contract 6 Oct17
Change in AMF Price Index from previous event	+10.5%	+0.9%	+3.0%	+7.2%	-3.9%	n.a.

A change in GDT Price Index is shown if there is a price available for the last event AND for at least one of the two previous events. *n.a. means that no product was offered or sold, or no price was published for the last event, or on both of the two previous events.

Winning Prices (USD/MT, FAS)

	Contract 1 May17	Contract 2 Jun17	Contract 3 Jul17	Contract 4 Aug17	Contract 5 Sep17	Contract 6 Oct17
Fonterra						
Regular 210kg drum - NZ/AU	\$6,590	\$5,910	\$5,865	\$6,040	\$5,445	-
Premium 210kg drum - NZ	\$6,540	\$5,985	\$5,940	n.s.	\$5,520	-
Premium 1000kg bin - NZ	n.s.	n.s.	\$6,000	\$6,190	\$5,620	-
Average Price (USD / MT, FAS)	\$6,565	\$5,930	\$5,887	\$6,065	\$5,520	n.a.


Dairy for life

[Subscribe for historical data](#)
[Print page](#)

Change in GDT Price Index from previous event

-1.6%

Average price (USD/MT,FAS)

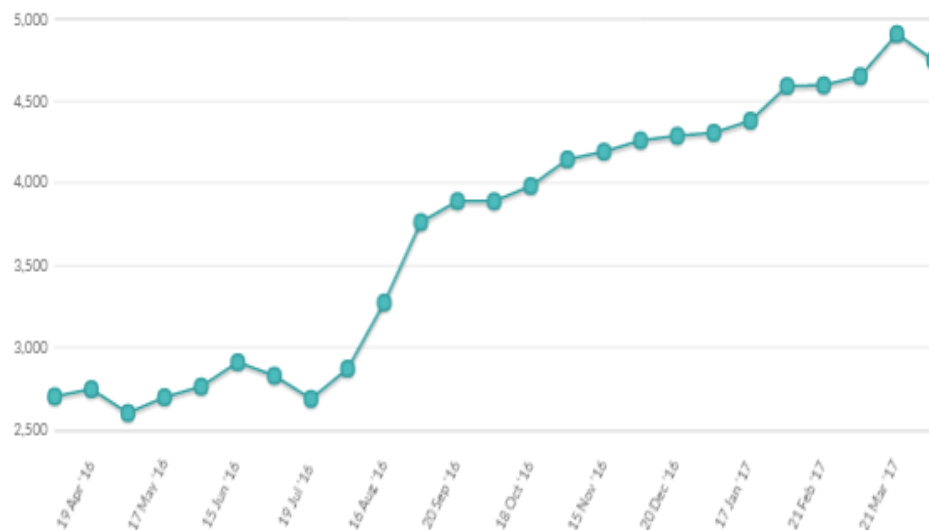
\$4,751

Changes in Butter Price Index

	Contract 1 May17	Contract 2 Jun17	Contract 3 Jul17	Contract 4 Aug17	Contract 5 Sep17	Contract 6 Oct17
Change in Butter Price Index from previous event	-10.8%	-2.4%	+1.1%	+4.4%	n.a.	n.a.

A change in GDT Price Index is shown if there is a price available for the last event AND for at least one of the two previous events. "n.a." means that no product was offered or sold, or no price was published for the last event, or on both of the two previous events.

Butter Prices

[12 months](#) | [5 years](#)


Winning Prices (USD/MT, FAS)

	Contract 1 May17	Contract 2 Jun17	Contract 3 Jul17	Contract 4 Aug17	Contract 5 Sep17	Contract 6 Oct17
Fonterra						
Salted 25kg - NZ	n.s.	n.s.	n.s.	n.s.	n.s.	-
Unsalted 25kg - NZ	\$5,345	\$4,855	\$4,715	\$4,720	\$4,380	-
Average Price (USD / MT, FAS)	\$5,345	\$4,855	\$4,715	\$4,720	\$4,380	n.a.


Dairy for life

Change in GDT Price Index from previous event
-12.2% ↓

Average price (USD/MT, FAS)

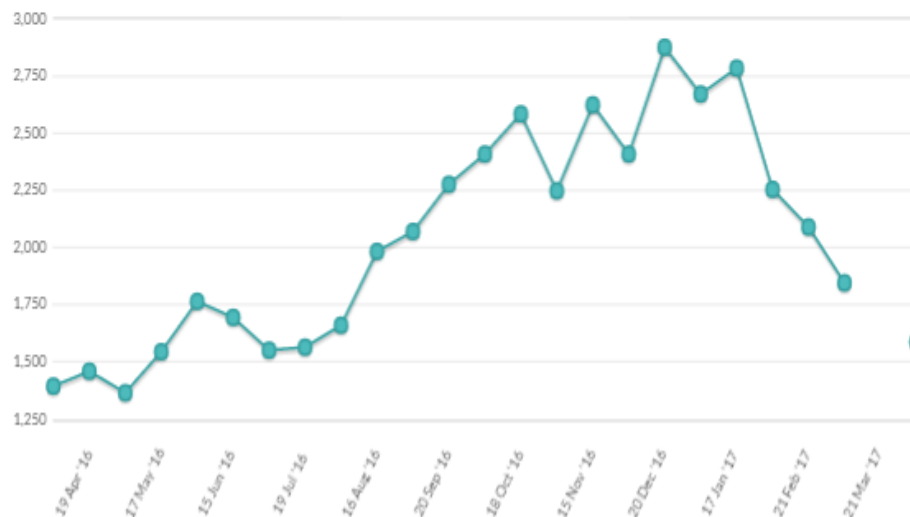
\$1,588

Subscribe for historical data

Print page

Butter Milk Powder Prices

12 months | 5 years



Changes in BMP Price Index

	Contract 1 May17	Contract 2 Jun17	Contract 3 Jul17	Contract 4 Aug17	Contract 5 Sep17	Contract 6 Oct17
Change in BMP Price Index from previous event	-12.2%	n.a.	n.a.	n.a.	n.a.	n.a.

A change in GDT Price Index is shown if there is a price available for the last event AND for at least one of the two previous events. "n.a." means that no product was offered or sold, or no price was published for the last event, or on both of the two previous events.


Winning Prices (USD/MT, FAS)

	Contract 1 May17	Contract 2 Jun17	Contract 3 Jul17	Contract 4 Aug17	Contract 5 Sep17	Contract 6 Oct17
Arla						
Standard 25kg - EU	-	n.p.	-	-	-	-
Standard 25kg - SE	-	n.s.	-	-	-	-
Standard 25kg - UK	-	n.s.	-	-	-	-
Fonterra						
UHT - NZ	\$1,580	\$1,575	\$1,620	-	-	-
Average Price (USD / MT, FAS)	\$1,580	\$1,575	\$1,620	n.a.	n.a.	n.a.



[Subscribe for historical data](#)[Print page](#)

Change in GDT Price Index from previous event

-4.4% 

Average price (USD/MT, FAS)

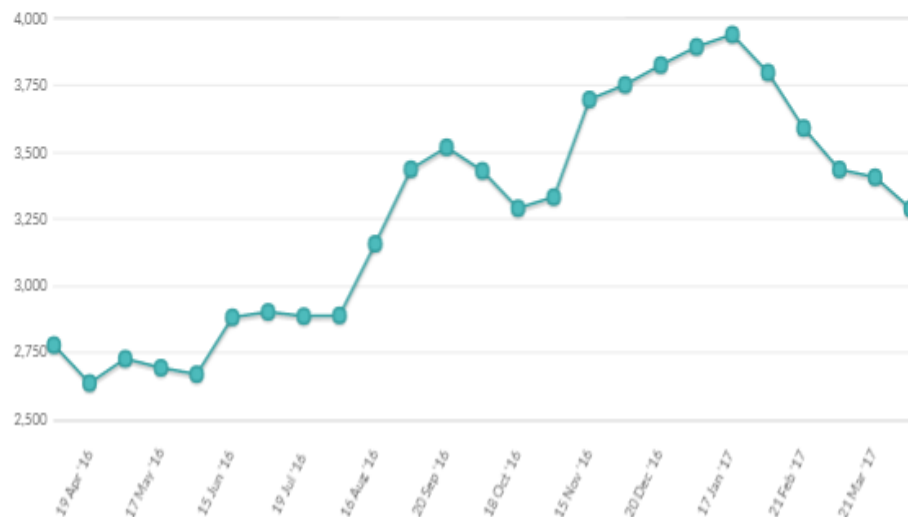
\$3,288

Changes in Ched Price Index

	Contract 1 May17	Contract 2 Jun17	Contract 3 Jul17	Contract 4 Aug17	Contract 5 Sep17	Contract 6 Oct17
Change in Ched Price Index from previous event	-6.4%	-6.1%	-1.2%	n.a.	n.a.	n.a.

A change in GDT Price Index is shown if there is a price available for the last event AND for at least one of the two previous events. "n.a." means that no product was offered or sold, or no price was published for the last event, or on both of the two previous events.

Cheddar Prices

[12 months](#) | [5 years](#)


Winning Prices (USD/MT, FAS)

	Contract 1 May17	Contract 2 Jun17	Contract 3 Jul17	Contract 4 Aug17	Contract 5 Sep17	Contract 6 Oct17
Fonterra						
Young - NZ	\$3,255	\$3,230	\$3,285	-	\$3,310	-
Frozen - NZ	\$3,305	\$3,280	\$3,335	-	\$3,360	-
Average Price (USD / MT, FAS)	\$3,269	\$3,258	\$3,318	n.a.	\$3,335	n.a.

**Dairy for life**

[Subscribe for historical data](#)
[Print page](#)

Change in GDT Price Index from previous event

+2.2% 

Average price (USD/MT, FAS)

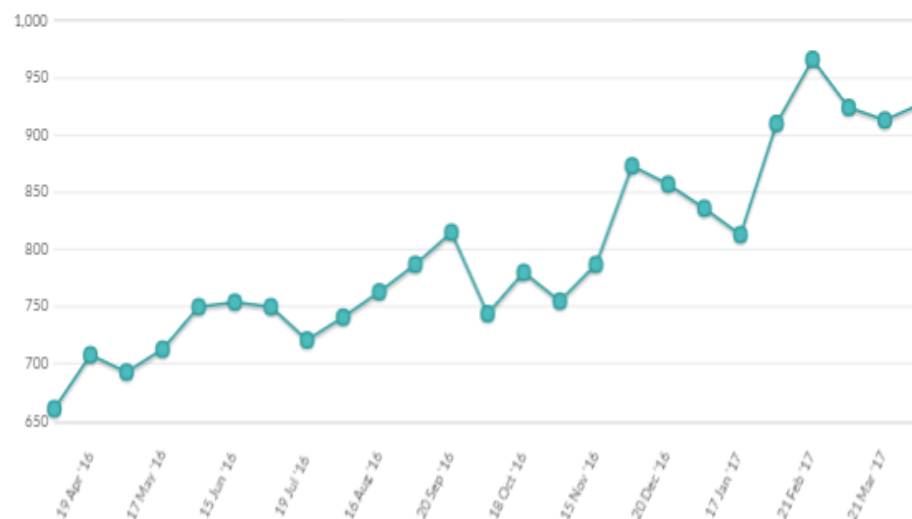
\$927

Changes in LAC Price Index

	Contract 1 May17	Contract 2 Jun17	Contract 3 Jul17	Contract 4 Aug17	Contract 5 Sep17	Contract 6 Oct17
Change in LAC Price Index from previous event	n.a.	+2.2%	n.a.	n.a.	n.a.	n.a.

A change in GDT Price Index is shown if there is a price available for the last event AND for at least one of the two previous events. "n.a." means that no product was offered or sold, or no price was published for the last event, or on both of the two previous events.

Lactose Prices


[12 months](#) | [5 years](#)


Winning Prices (USD/MT, FAS)

	Contract 1 May17	Contract 2 Jun17	Contract 3 Jul17	Contract 4 Aug17	Contract 5 Sep17	Contract 6 Oct17
Arla Foods Ing.						
Food-UM - EU	-	n.s.	-	-	-	-
Food-M100 - EU	-	\$915	-	-	-	-
Food-M200 - EU	-	\$950	-	-	-	-
Average Price (USD / MT, FAS)	n.a.	\$927	n.a.	n.a.	n.a.	n.a.


Dairy for life

Change in GDT Price Index from previous event

+6.9% 

Average price (USD/MT,FAS)

\$6,260

Subscribe for historical data

Print page

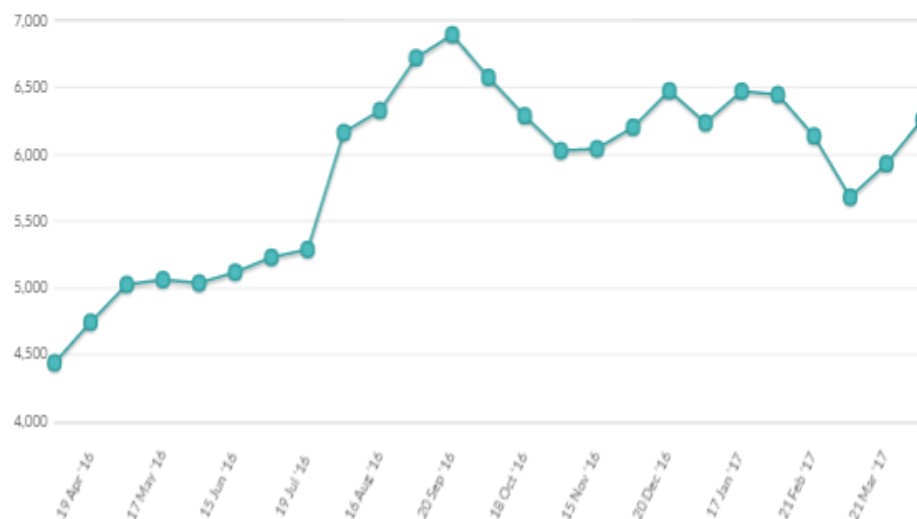
Changes in RenCas Price Index

	Contract 1 May17	Contract 2 Jun17	Contract 3 Jul17	Contract 4 Aug17	Contract 5 Sep17	Contract 6 Oct17
Change in RenCas Price Index from previous event	+5.5%	+7.4%	+7.8%	+2.6%	n.a.	n.a.

A change in GDT Price Index is shown if there is a price available for the last event AND for at least one of the two previous events. "n.a." means that no product was offered or sold, or no price was published for the last event, or on both of the two previous events.

Rennet Casein Prices

12 months | 5 years



Winning Prices (USD/MT, FAS)

	Contract 1 May17	Contract 2 Jun17	Contract 3 Jul17	Contract 4 Aug17	Contract 5 Sep17	Contract 6 Oct17
Fonterra						
30# 12% 25kg - NZ	\$6,685	\$6,740	\$6,590	\$6,525	-	-
90# 12% 25kg - NZ	\$6,205	\$6,100	\$6,145	\$6,225	-	-
Average Price (USD / MT, FAS)	\$6,464	\$6,229	\$6,222	\$6,387	n.a.	n.a.



[Subscribe for historical data](#)
[Print page](#)

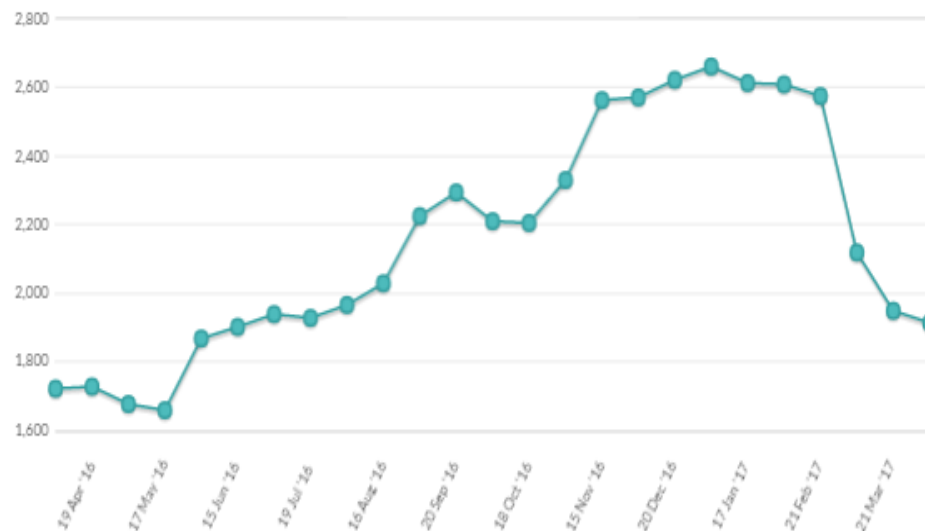
Change in GDT Price Index from previous event

-0.8%

Average price (USD/MT, FAS)

\$1,913

Skim Milk Powder Prices

[12 months](#) | [5 years](#)


Winning Prices (USD/MT, FAS)

	Contract 1 May17	Contract 2 Jun17	Contract 3 Jul17	Contract 4 Aug17	Contract 5 Sep17	Contract 6 Oct17
Amul						
Medium Heat - IN	-	n.p.	-	-	-	-
Arla						
Low Heat Regular - DE	-	n.p.	-	-	-	-
Low Heat Regular - SE	-	n.p.	-	-	-	-
Medium Heat Regular - DE	-	n.p.	-	-	-	-
Medium Heat Regular - EU	-	n.p.	-	-	-	-
Medium Heat Regular - SE	-	n.p.	-	-	-	-
Medium Heat Regular - UK	-	n.p.	-	-	-	-
Fonterra						
Low Heat - NZ	n.s.	\$1,920	\$1,915	\$1,930	-	-
Medium Heat - AU	\$1,925	\$1,975	\$2,015	\$1,965	-	-
Medium Heat - NZ	\$1,935	\$1,900	\$1,895	\$1,930	\$1,905	-
Med Heat Guaranteed ATOD - NZ	n.s.	n.s.	n.s.	n.s.	-	-
HH Heat Stable - NZ	\$1,820	\$1,950	-	-	-	-
UHT - NZ	-	\$1,960	\$2,040	\$2,005	-	-
Average Price (USD / MT, FAS)	\$1,921	\$1,911	\$1,908	\$1,946	\$1,905	n.a.


Dairy for life

[Subscribe for historical data](#)
[Print page](#)

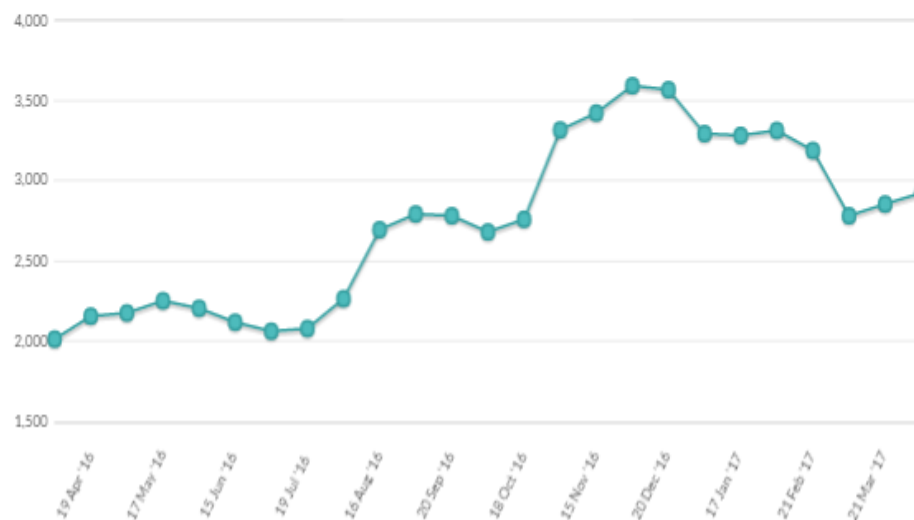
Change in GDT Price Index from previous event

+2.4%

Average price (USD/MT, FAS)

\$2,924

Whole Milk Powder Prices

[12 months](#) | [5 years](#)


Changes in WMP Price Index

	Contract 1 May17	Contract 2 Jun17	Contract 3 Jul17	Contract 4 Aug17	Contract 5 Sep17	Contract 6 Oct17
Change in WMP Price Index from previous event	+3.2%	+3.1%	+1.5%	+2.5%	-0.2%	n.a.

A change in GDT Price Index is shown if there is a price available for the last event AND for at least one of the two previous events. * n.a. means that no product was offered or sold, or no price was published for the last event, or on both of the two previous events.

Winning Prices (USD/MT, FAS)

	Contract 1 May17	Contract 2 Jun17	Contract 3 Jul17	Contract 4 Aug17	Contract 5 Sep17	Contract 6 Oct17
Fonterra						
Regular - NZ	\$2,920	\$2,925	\$2,880	\$2,905	\$2,835	-
Regular Guaranteed ATOD - NZ	n.s.	n.s.	n.s.	n.s.	n.s.	-
Instant - NZ	\$2,970	\$2,995	\$2,930	-	\$2,885	-
UHT - NZ	n.s.	\$3,000	\$2,955	\$2,980	\$2,910	-
Average Price (USD / MT, FAS)	\$2,943	\$2,945	\$2,903	\$2,917	\$2,853	n.a.


Dairy for life