

Event 195 / 5 September 2017

[Subscribe for historical data](#)

[Print page](#)

Change in GDT Price Index
from previous event

+0.3% 

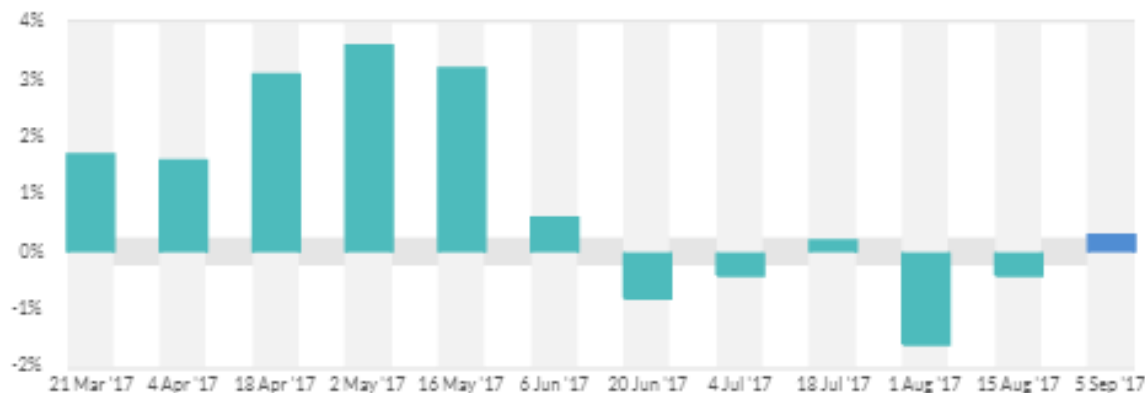
Average price (USD/MT, FAS)

\$3,323



[See the next Trading Event](#)
[View the event calendar >](#)

Change in GDT Price Index



Summary of Results

Number of Registered Bidders

537

Number of Winning Bidders

140

Number of Bidding Rounds

15

Duration of Trading Event (hours:mins)

2:14

Minimum Supply (MT)

31,430

Maximum Supply (MT)

37,265

Number of participating bidders

173

Quantity sold (MT)

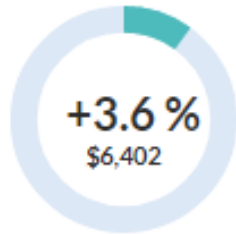
33,501



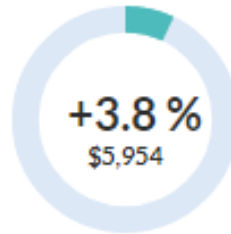
Dairy for life

Products

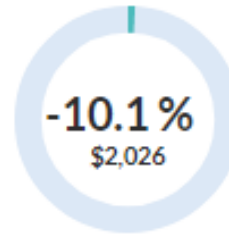
Anhydrous Milk Fat



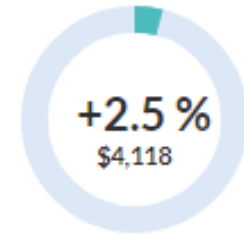
Butter



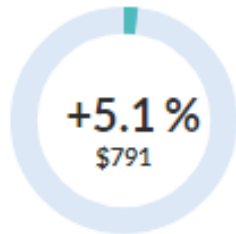
Butter Milk Powder



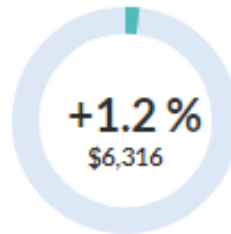
Cheddar



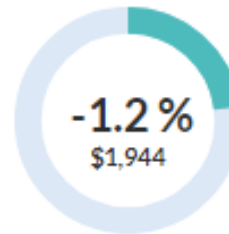
Lactose



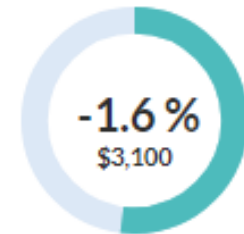
Rennet Casein



Skim Milk Powder




Whole Milk Powder



The shaded dials indicate the proportion of each product group sold versus total quantity sold during the previous 12 months, with a 3 month lag. Figures within the dials represent the percentage change in GDT Price Index and the weighted average price. All information published on this page may be reproduced provided the user acknowledges Global Dairy Trade as the source. See Explanatory Notes below for more detailed definitions.

Change in GDT Price Index from previous event

+3.6% 

Average price (USD/MT, FAS)

\$6,402

[Subscribe for historical data](#)

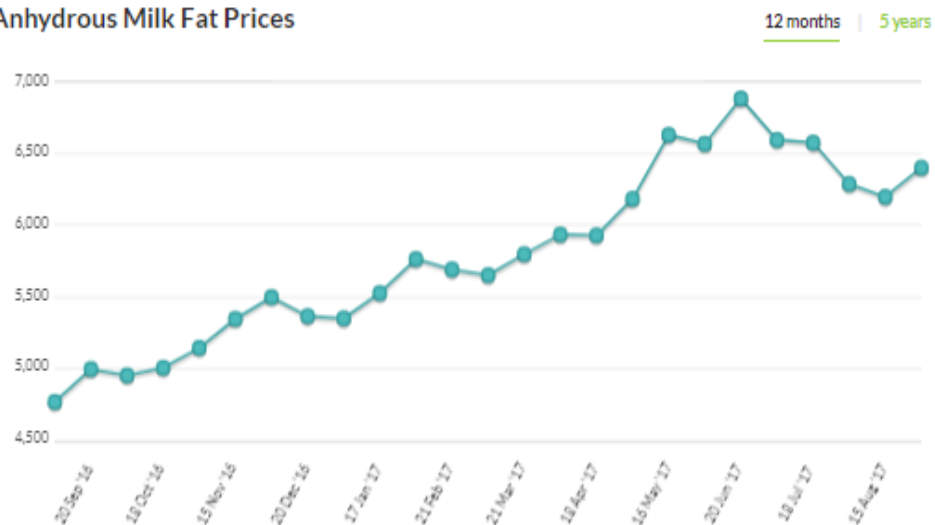
[Print page](#)

Changes in AMF Price Index

	Contract 1 Oct17	Contract 2 Nov17	Contract 3 Dec17	Contract 4 Jan18	Contract 5 Feb18	Contract 6 Mar18
Change in AMF Price Index from previous event	+7.8%	+1.6%	+4.9%	+5.7%	-2.3%	n.a.

A change in GDT Price Index is shown if there is a price available for the last event AND for at least one of the two previous events. "n.a." means that no product was offered or sold, or no price was published for the last event, or on both of the two previous events.

Anhydrous Milk Fat Prices




Winning Prices (USD/MT, FAS)

	Contract 1 Oct17	Contract 2 Nov17	Contract 3 Dec17	Contract 4 Jan18	Contract 5 Feb18	Contract 6 Mar18
Fonterra						
Regular 210kg drum - NZ/AU	\$7,015	\$6,375	\$6,310	\$6,295	\$6,165	-
Premium 210kg drum - NZ	\$7,055	\$6,450	\$6,415	\$6,370	n.s.	-
Premium 1000kg bin - NZ	n.s.	\$6,475	\$6,410	\$6,395	\$6,415	-
Average Price (USD / MT, FAS)	\$7,025	\$6,427	\$6,360	\$6,338	\$6,202	n.a.



Dairy for life

Change in GDT Price Index from previous event

+3.8% 

Average price (USD/MT, FAS)

\$5,954

Subscribe for historical data

Print page

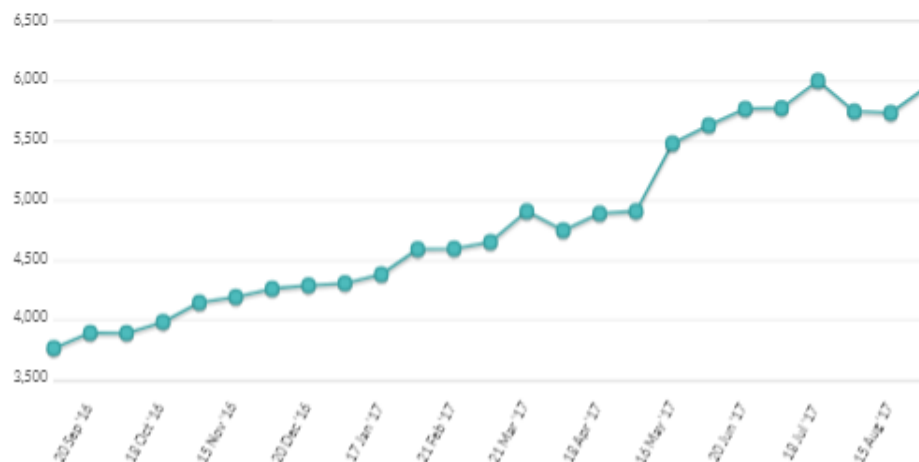
Changes in Butter Price Index

	Contract 1 Oct17	Contract 2 Nov17	Contract 3 Dec17	Contract 4 Jan18	Contract 5 Feb18	Contract 6 Mar18
Change in Butter Price Index from previous event	-9.2%	+6.8%	+6.8%	n.a.	+3.0%	n.a.

A change in GDT Price Index is shown if there is a price available for the last event AND for at least one of the two previous events. "n.a." means that no product was offered or sold, or no price was published for the last event, or on both of the two previous events.

Butter Prices

12 months | 5 years



Winning Prices (USD/MT, FAS)

	Contract 1 Oct17	Contract 2 Nov17	Contract 3 Dec17	Contract 4 Jan18	Contract 5 Feb18	Contract 6 Mar18
Fonterra						
Salted 25kg - NZ	\$6,155	\$6,100	\$6,005	\$5,745	n.s.	-
Unsalted 25kg - NZ	\$6,030	\$6,100	\$5,965	\$5,745	\$5,915	-
Average Price (USD / MT, FAS)	\$6,031	\$6,100	\$5,977	\$5,745	\$5,915	n.a.



-10.1% 

Average price (USD/MT, FAS)

\$2,026

[Subscribe for historical data](#)

[Print page](#)

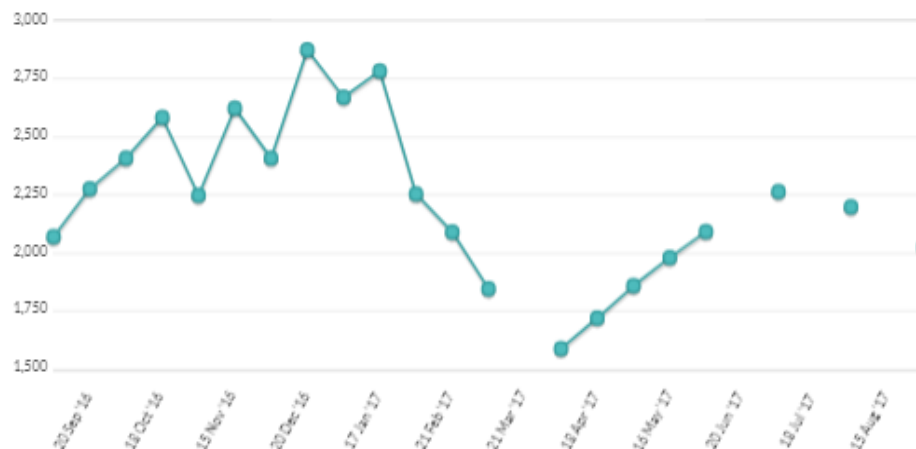
Changes in BMP Price Index

	Contract 1 Oct17	Contract 2 Nov17	Contract 3 Dec17	Contract 4 Jan18	Contract 5 Feb18	Contract 6 Mar18
Change in BMP Price Index from previous event	-11.8%	n.a.	-11.6%	-8.2%	-8.3%	n.a.

A change in GDT Price Index is shown if there is a price available for the last event AND for at least one of the two previous events. "n.a." means that no product was offered or sold, or no price was published for the last event, or on both of the two previous events.

Butter Milk Powder Prices

[12 months](#) | [5 years](#)



Winning Prices (USD/MT, FAS)

	Contract 1 Oct17	Contract 2 Nov17	Contract 3 Dec17	Contract 4 Jan18	Contract 5 Feb18	Contract 6 Mar18
Arla						
Standard 25kg - EU	-	n.p.	-	-	-	-
Standard 25kg - SE	-	n.s.	-	-	-	-
Standard 25kg - UK	-	n.s.	-	-	-	-
Fonterra						
UHT - NZ	\$2,215	\$2,005	\$1,985	\$2,075	\$2,055	-
Average Price (USD / MT, FAS)	\$2,215	\$2,005	\$1,985	\$2,075	\$2,055	n.a.



Dairy for life

+2.5% 

Average price (USD/MT, FAS)

\$4,118

Subscribe for historical data

Print page

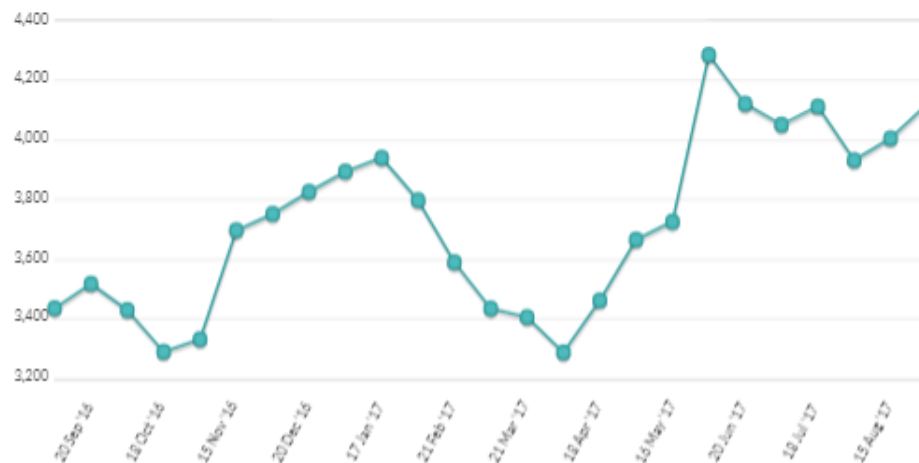
Changes in Ched Price Index

	Contract 1 Oct17	Contract 2 Nov17	Contract 3 Dec17	Contract 4 Jan18	Contract 5 Feb18	Contract 6 Mar18
Change in Ched Price Index from previous event	+4.5%	+1.6%	+2.6%	+3.9%	-0.5%	n.a.

A change in GDT Price Index is shown if there is a price available for the last event AND for at least one of the two previous events. "n.a." means that no product was offered or sold, or no price was published for the last event, or on both of the two previous events.

Cheddar Prices

12 months | 5 years




Winning Prices (USD/MT, FAS)

	Contract 1 Oct17	Contract 2 Nov17	Contract 3 Dec17	Contract 4 Jan18	Contract 5 Feb18	Contract 6 Mar18
Fonterra						
Young - NZ	\$4,200	\$4,085	\$4,100	\$4,095	\$4,095	-
Frozen - NZ	\$4,275	\$4,135	\$4,185	\$4,145	\$4,145	-
Average Price (USD / MT, FAS)	\$4,239	\$4,100	\$4,131	\$4,112	\$4,105	n.a.



Dairy for life

+5.1% 

Average price (USD/MT, FAS)

\$791

[Subscribe for historical data](#)

[Print page](#)

Changes in LAC Price Index

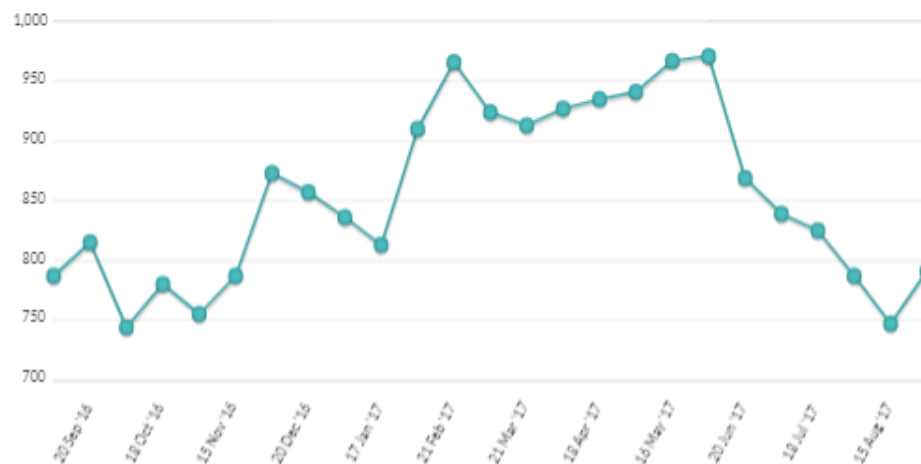
	Contract 1 Oct17	Contract 2 Nov17	Contract 3 Dec17	Contract 4 Jan18	Contract 5 Feb18	Contract 6 Mar18
Change in LAC Price Index from previous event	n.a.	+5.1%	n.a.	n.a.	n.a.	n.a.

A change in GDT Price Index is shown if there is a price available for the last event AND for at least one of the two previous events. "n.a." means that no product was offered or sold, or no price was published for the last event, or on both of the two previous events.

Lactose Prices

[12 months](#)

[5 years](#)




Winning Prices (USD/MT, FAS)

	Contract 1 Oct17	Contract 2 Nov17	Contract 3 Dec17	Contract 4 Jan18	Contract 5 Feb18	Contract 6 Mar18
Arla Foods Ing.						
Food-UM - EU	-	\$755	-	-	-	-
Food-M100 - EU	-	\$780	-	-	-	-
Food-M200 - EU	-	\$815	-	-	-	-
Average Price (USD / MT, FAS)	n.a.	\$791	n.a.	n.a.	n.a.	n.a.



Dairy for life

Change in GDT Price Index from previous event

+1.2% 

Average price (USD/MT, FAS)

\$6,316

Subscribe for historical data

Print page

Changes in RenCas Price Index

	Contract 1 Oct17	Contract 2 Nov17	Contract 3 Dec17	Contract 4 Jan18	Contract 5 Feb18	Contract 6 Mar18
Change in RenCas Price Index from previous event	+12.4%	+0.8%	+0.3%	+0.5%	-0.5%	n.a.

A change in GDT Price Index is shown if there is a price available for the last event AND for at least one of the two previous events. "n.a." means that no product was offered or sold, or no price was published for the last event, or on both of the two previous events.

Rennet Casein Prices

12 months

5 years



Winning Prices (USD/MT, FAS)

	Contract 1 Oct17	Contract 2 Nov17	Contract 3 Dec17	Contract 4 Jan18	Contract 5 Feb18	Contract 6 Mar18
Fonterra						
30# 12% 25kg - NZ	n.s.	\$6,790	\$6,770	\$6,670	\$6,790	-
90# 12% 25kg - NZ	\$6,675	\$5,890	\$5,955	\$6,075	\$5,995	-
Average Price (USD / MT, FAS)	\$6,675	\$6,250	\$6,281	\$6,373	\$6,313	n.a.



Dairy for life

-1.2%

Average price (USD/MT, FAS)

\$1,944

Subscribe for historical data

Print page

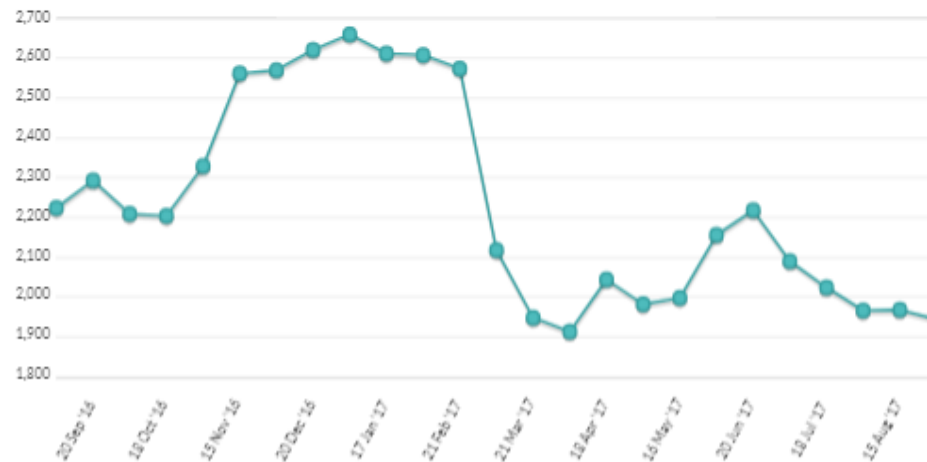
Changes in SMP Price Index

	Contract 1 Oct17	Contract 2 Nov17	Contract 3 Dec17	Contract 4 Jan18	Contract 5 Feb18	Contract 6 Mar18
Change in SMP Price Index from previous event	+3.3%	+0.3%	+1.1%	-7.5%	-1.8%	n.a.

A change in GDT Price Index is shown if there is a price available for the last event AND for at least one of the two previous events. "n.a." means that no product was offered or sold, or no price was published for the last event, or on both of the two previous events.

Skim Milk Powder Prices

12 months | 5 years



Winning Prices (USD/MT, FAS)

	Contract 1 Oct17	Contract 2 Nov17	Contract 3 Dec17	Contract 4 Jan18	Contract 5 Feb18	Contract 6 Mar18
Amul						
Medium Heat - IN	-	n.s.	-	-	-	-
Arla						
Low Heat Regular - DE	-	n.s.	-	-	-	-
Low Heat Regular - SE	-	n.p.	-	-	-	-
Medium Heat Instant - DK	-	n.p.	-	-	-	-
Medium Heat Regular - DE	-	n.p.	-	-	-	-
Medium Heat Regular - DK	-	n.p.	-	-	-	-
Medium Heat Regular - EU	-	n.p.	-	-	-	-
Medium Heat Regular - SE	-	n.p.	-	-	-	-
Medium Heat Regular - UK	-	n.p.	-	-	-	-
Fonterra						
Low Heat - NZ	-	\$2,000	\$2,000	\$1,885	\$1,905	-
Medium Heat - NZ	\$2,040	\$1,935	\$2,000	\$1,885	\$1,890	-
Med Heat Guaranteed ATOD - NZ	n.s.	\$1,990	n.s.	n.s.	\$1,930	-
HH Heat Stable - NZ	-	\$1,985	\$2,050	\$1,935	\$1,955	-
UHT - NZ	-	\$2,015	\$2,065	\$1,950	\$1,955	-
Average Price (USD / MT, FAS)	\$2,040	\$1,944	\$2,003	\$1,891	\$1,908	n.a.



-1.6% ↓

Average price (USD/MT, FAS)

\$3,100

Subscribe for historical data

Print page

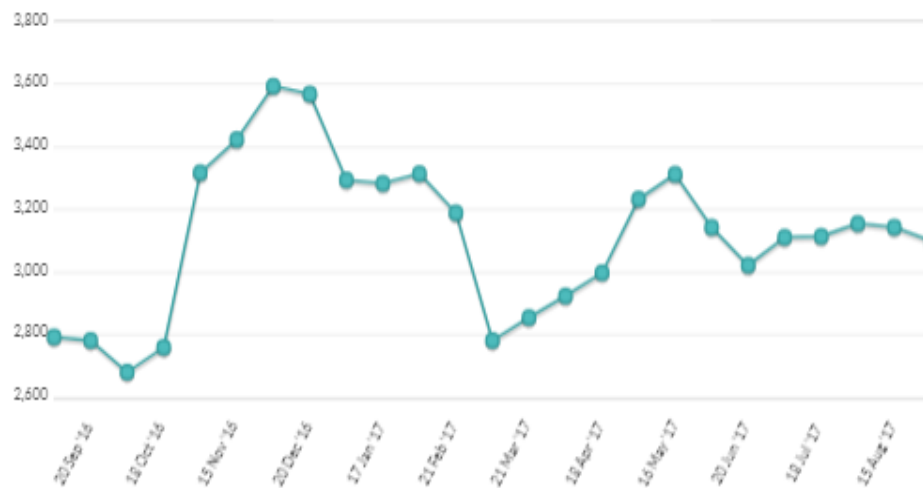
Changes in WMP Price Index

	Contract 1 Oct17	Contract 2 Nov17	Contract 3 Dec17	Contract 4 Jan18	Contract 5 Feb18	Contract 6 Mar18
Change in WMP Price Index from previous event	-3.2%	-0.6%	-1.3%	-4.7%	+1.0%	n.a.

A change in GDT Price Index is shown if there is a price available for the last event AND for at least one of the two previous events. "n.a." means that no product was offered or sold, or no price was published for the last event, or on both of the two previous events.

Whole Milk Powder Prices

12 months | 5 years



Winning Prices (USD/MT, FAS)

	Contract 1 Oct17	Contract 2 Nov17	Contract 3 Dec17	Contract 4 Jan18	Contract 5 Feb18	Contract 6 Mar18
Fonterra						
Regular - NZ	\$3,070	\$3,105	\$3,080	\$3,015	\$3,080	-
Regular Guaranteed ATOD - NZ	n.s.	n.s.	n.s.	n.s.	n.s.	-
Instant - NZ	\$3,120	\$3,155	\$3,130	\$3,065	\$3,130	-
UHT - NZ	\$3,145	\$3,180	\$3,155	\$3,110	\$3,155	-
Average Price (USD / MT, FAS)	\$3,089	\$3,128	\$3,099	\$3,051	\$3,111	n.a.



Dairy for life