

Event 201 / 5 December 2017

[Subscribe for historical data](#)

[Print page](#)

Change in GDT Price Index
from previous event

+0.4% 

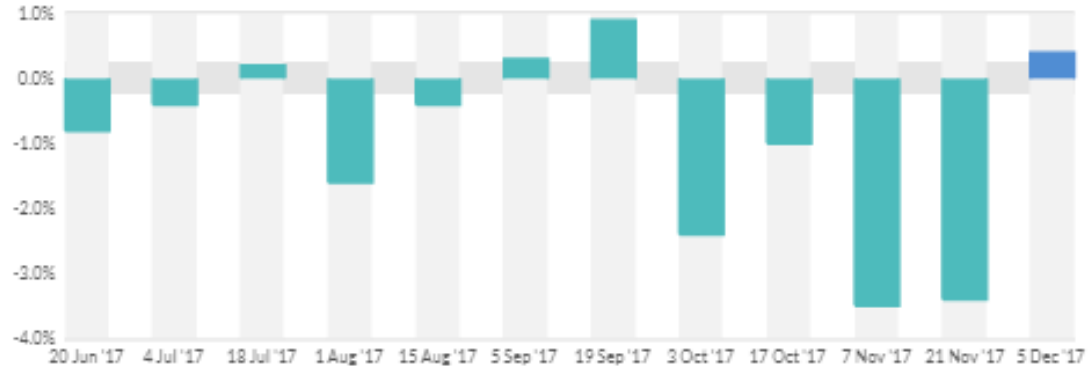
Average price (USD/MT, FAS)

\$3,091



[See the next Trading Event](#)
[View the event calendar >](#)

Change in GDT Price Index



Summary of Results

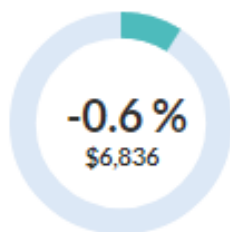
Number of Registered Bidders	563	Number of participating bidders
Number of Winning Bidders	123	160
Number of Bidding Rounds	13	Quantity sold (MT)
Duration of Trading Event (hours:mins)	1:59	29,514
Minimum Supply (MT)	27,645	
Maximum Supply (MT)	32,675	



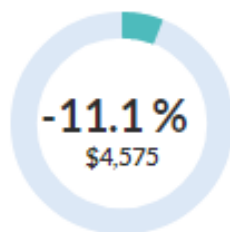
Dairy for life

Products

Anhydrous Milk Fat



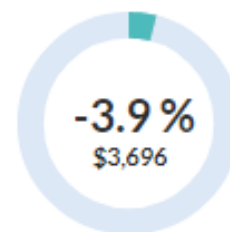
Butter



Butter Milk Powder



Cheddar



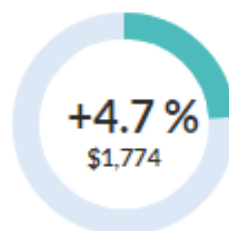
Lactose



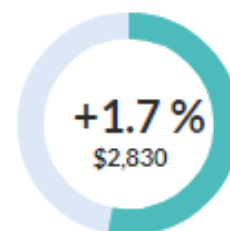
Rennet Casein



Skim Milk Powder



Whole Milk Powder



The shaded dials indicate the proportion of each product group sold versus total quantity sold during the previous 12 months, with a 3 month lag. Figures within the dials represent the percentage change in GDT Price Index and the weighted average price. All information published on this page may be reproduced provided the user acknowledges Global Dairy Trade as the source. See Explanatory Notes below for more detailed definitions.

Change in GDT Price Index from previous event

-0.6% ↓

Average price (USD/MT, FAS)

\$6,836

Subscribe for historical data

Print page

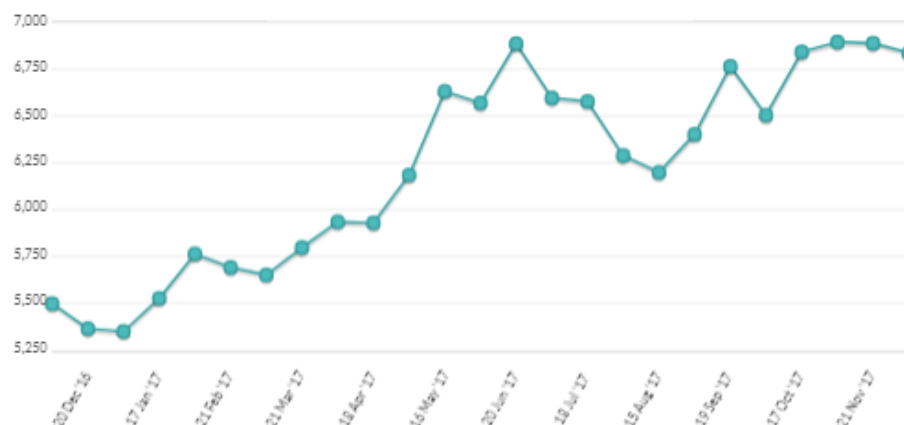
Changes in AMF Price Index

	Contract 1 Jan18	Contract 2 Feb18	Contract 3 Mar18	Contract 4 Apr18	Contract 5 May18	Contract 6 Jun18
Change in AMF Price Index from previous event	-1.3%	-1.2%	-0.1%	-0.4%	+0.1%	n.a.

A change in GDT Price Index is shown if there is a price available for the last event AND for at least one of the two previous events. "n.a." means that no product was offered or sold, or no price was published for the last event, or on both of the two previous events.

Anhydrous Milk Fat Prices

[12 months](#) | [5 years](#)



Winning Prices (USD/MT, FAS)

	Contract 1 Jan18	Contract 2 Feb18	Contract 3 Mar18	Contract 4 Apr18	Contract 5 May18	Contract 6 Jun18
Fonterra						
Regular 210kg drum - NZ/AU	\$6,805	\$6,785	\$6,820	\$6,810	\$6,820	-
Premium 210kg drum - NZ	\$6,880	\$6,860	\$6,895	\$6,885	\$6,895	-
Premium 1000kg bin - NZ	n.s.	\$6,885	\$6,920	n.s.	n.s.	-
Average Price (USD / MT, FAS)	\$6,864	\$6,822	\$6,848	\$6,831	\$6,846	n.a.



Dairy for life

Change in GDT Price Index from previous event

-11.1% ↓

Average price (USD/MT, FAS)

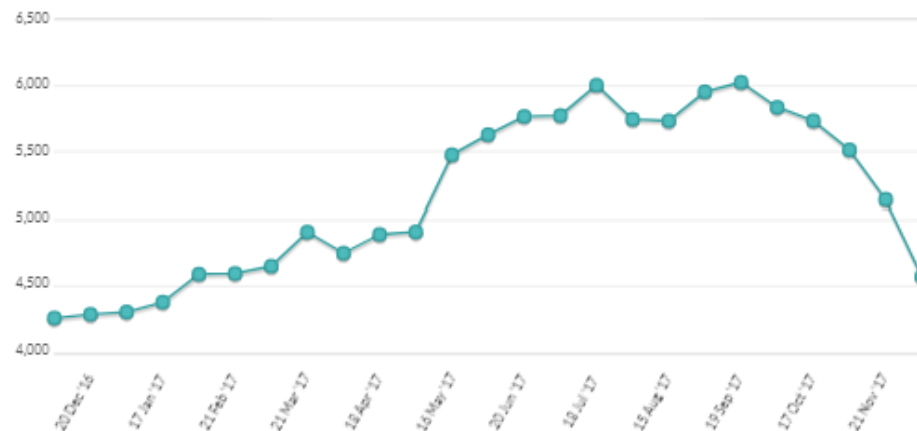
\$4,575

Subscribe for historical data

Print page

Butter Prices

12 months | 5 years



Changes in Butter Price Index

	Contract 1 Jan18	Contract 2 Feb18	Contract 3 Mar18	Contract 4 Apr18	Contract 5 May18	Contract 6 Jun18
Change in Butter Price Index from previous event	-24.3%	-11.6%	-9.9%	-11.6%	-10.9%	n.a.

A change in GDT Price Index is shown if there is a price available for the last event AND for at least one of the two previous events. "n.a." means that no product was offered or sold, or no price was published for the last event, or on both of the two previous events.

Winning Prices (USD/MT, FAS)

	Contract 1 Jan18	Contract 2 Feb18	Contract 3 Mar18	Contract 4 Apr18	Contract 5 May18	Contract 6 Jun18
Fonterra						
Salted 25kg - NZ	n.s.	n.s.	n.s.	\$4,610	\$4,665	-
Unsalted 25kg - NZ	\$4,650	\$4,505	\$4,625	\$4,610	\$4,625	-
Average Price (USD / MT, FAS)	\$4,650	\$4,505	\$4,625	\$4,610	\$4,627	n.a.




Dairy for life

Results from the latest Trading Event
Event 201 / 5 December 2017

Subscribe for historical data

Print page

Change in GDT Price Index from previous event

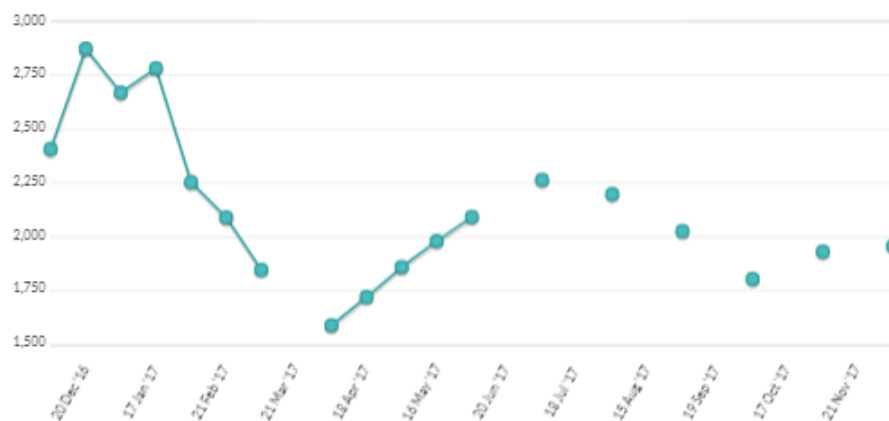
+4.3% 

Average price (USD/MT, FAS)

\$1,957

Butter Milk Powder Prices

12 months | 5 years



Changes in BMP Price Index

	Contract 1 Jan18	Contract 2 Feb18	Contract 3 Mar18	Contract 4 Apr18	Contract 5 May18	Contract 6 Jun18
Change in BMP Price Index from previous event	+6.7%	+1.4%	+8.7%	+8.6%	+8.4%	n.a.

A change in GDT Price Index is shown if there is a price available for the last event AND for at least one of the two previous events. "n.a." means that no product was offered or sold, or no price was published for the last event, or on both of the two previous events.

Winning Prices (USD/MT, FAS)

	Contract 1 Jan18	Contract 2 Feb18	Contract 3 Mar18	Contract 4 Apr18	Contract 5 May18	Contract 6 Jun18
Arla						
Standard 25kg - EU	-	\$1,575	-	-	-	-
Standard 25kg - SE	-	\$1,580	-	-	-	-
Standard 25kg - UK	-	n.s.	-	-	-	-
EU Average Price (USD / MT, FAS)	n.a.	\$1,577	n.a.	n.a.	n.a.	n.a.
Fonterra						
UHT - NZ	\$2,145	\$2,105	\$2,115	\$2,155	\$2,125	-
NZ Average Price (USD / MT, FAS)	\$2,145	\$2,105	\$2,115	\$2,155	\$2,125	n.a.
Average Price (USD / MT, FAS)	\$2,145	\$1,848	\$2,115	\$2,155	\$2,125	n.a.



Results from the latest Trading Event
Event 201 / 5 December 2017

Subscribe for historical data

Print page

Change in GDT Price Index from previous event

-3.9%

Average price (USD/MT, FAS)

\$3,696

Changes in Ched Price Index

	Contract 1 Jan18	Contract 2 Feb18	Contract 3 Mar18	Contract 4 Apr18	Contract 5 May18	Contract 6 Jun18
Change in Ched Price Index from previous event	-12.1%	-3.0%	-0.6%	-5.7%	-4.3%	n.a.

A change in GDT Price Index is shown if there is a price available for the last event AND for at least one of the two previous events. "n.a." means that no product was offered or sold, or no price was published for the last event, or on both of the two previous events.

Cheddar Prices

12 months

5 years



Winning Prices (USD/MT, FAS)

	Contract 1 Jan18	Contract 2 Feb18	Contract 3 Mar18	Contract 4 Apr18	Contract 5 May18	Contract 6 Jun18
Fonterra						
Young - NZ	\$3,685	\$3,655	\$3,700	\$3,620	\$3,785	-
Frozen - NZ	\$3,735	\$3,730	\$3,750	\$3,695	n.s.	-
Average Price (USD / MT, FAS)	\$3,720	\$3,700	\$3,727	\$3,622	\$3,785	n.a.



Dairy for life

Subscribe for historical data

Print page

Change in GDT Price Index from previous event

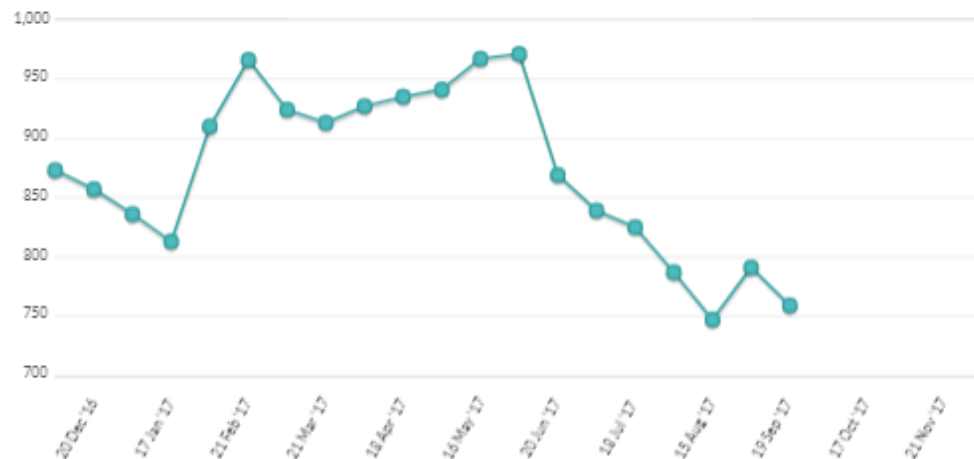
n.a.

Average price (USD/MT, FAS)

n.a.

Lactose Prices

12 months | 5 years



Changes in LAC Price Index

	Contract 1 Jan18	Contract 2 Feb18	Contract 3 Mar18	Contract 4 Apr18	Contract 5 May18	Contract 6 Jun18
Change in LAC Price Index from previous event	n.a.	n.a.	n.a.	n.a.	n.a.	n.a.

A change in GDT Price Index is shown if there is a price available for the last event AND for at least one of the two previous events. "n.a." means that no product was offered or sold, or no price was published for the last event, or on both of the two previous events.

Winning Prices (USD/MT, FAS)


	Contract 1 Jan18	Contract 2 Feb18	Contract 3 Mar18	Contract 4 Apr18	Contract 5 May18	Contract 6 Jun18
Arla Foods Ing.						
Food-UM - EU	-	n.s.	-	-	-	-
Food-M100 - EU	-	n.p.	-	-	-	-
Food-M200 - EU	-	n.p.	-	-	-	-
EU Average Price (USD / MT, FAS)	n.a.	n.a.	n.a.	n.a.	n.a.	n.a.
Polish Dairy						
Food-UM - PL	n.s.	-	-	-	-	-
Food-M200 - PL	n.s.	-	-	-	-	-
PL Average Price (USD / MT, FAS)	n.a.	n.a.	n.a.	n.a.	n.a.	n.a.
US Lactose Pool						
Food-M40 - Central	-	n.s.	-	-	-	-
Food-M100 - Central	-	n.s.	-	-	-	-
Food-M200 - Central	-	n.s.	-	-	-	-
US Average Price (USD / MT, FAS)	n.a.	n.a.	n.a.	n.a.	n.a.	n.a.
Average Price (USD / MT, FAS)	n.a.	n.a.	n.a.	n.a.	n.a.	n.a.

Results from the latest Trading Event
Event 201 / 5 December 2017

[Subscribe for historical data](#)

[Print page](#)

Change in GDT Price Index from previous event

+3.4% 

Average price (USD/MT, FAS)

\$4,879

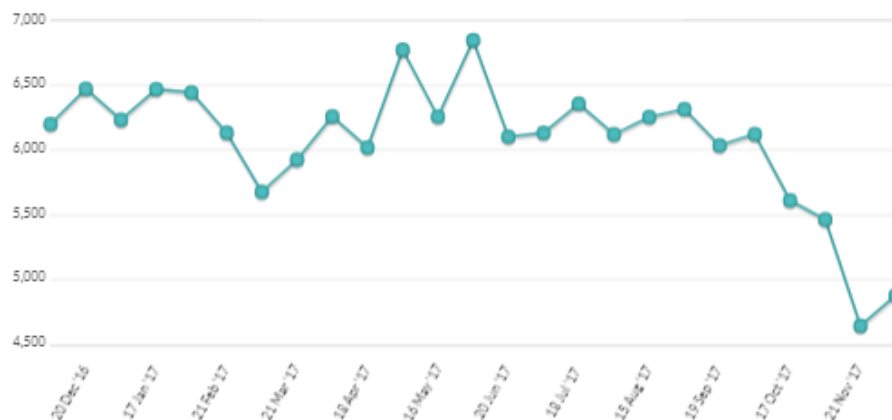
Changes in RenCas Price Index

	Contract 1 Jan18	Contract 2 Feb18	Contract 3 Mar18	Contract 4 Apr18	Contract 5 May18	Contract 6 Jun18
Change in RenCas Price Index from previous event	+4.7%	+2.6%	+2.9%	+4.6%	+5.2%	n.a.

A change in GDT Price Index is shown if there is a price available for the last event AND for at least one of the two previous events. "n.a." means that no product was offered or sold, or no price was published for the last event, or on both of the two previous events.

Rennet Casein Prices

[12 months](#) | [5 years](#)



Winning Prices (USD/MT, FAS)

	Contract 1 Jan18	Contract 2 Feb18	Contract 3 Mar18	Contract 4 Apr18	Contract 5 May18	Contract 6 Jun18
Fonterra						
30# 12% 25kg - NZ	\$5,165	\$5,130	\$5,080	\$5,155	n.s.	-
90# 12% 25kg - NZ	\$4,805	\$4,730	\$4,695	\$4,805	\$4,820	-
Average Price (USD / MT, FAS)	\$4,991	\$4,872	\$4,858	\$4,914	\$4,820	n.a.




Dairy for life

Results from the latest Trading Event
Event 201 / 5 December 2017

Subscribe for historical data

Print page

Change in GDT Price Index from previous event

+4.7% 

Average price (USD/MT, FAS)

\$1,774

Skim Milk Powder Prices

[12 months](#) | [5 years](#)



Winning Prices (USD/MT, FAS)

	Contract 1 Jan18	Contract 2 Feb18	Contract 3 Mar18	Contract 4 Apr18	Contract 5 May18	Contract 6 Jun18
Arla						
Low Heat Regular - DE	-	\$1,620	-	-	-	-
Low Heat Regular - SE	-	\$1,635	-	-	-	-
Medium Heat Instant - DK	-	n.s.	-	-	-	-
Medium Heat Regular - DE	-	n.p.	-	-	-	-
Medium Heat Regular - DK	-	\$1,620	-	-	-	-
Medium Heat Regular - EU	-	n.p.	-	-	-	-
Medium Heat Regular - SE	-	n.p.	-	-	-	-
Medium Heat Regular - UK	-	n.p.	-	-	-	-
EU Average Price (USD / MT, FAS)	n.a.	\$1,629	n.a.	n.a.	n.a.	n.a.
Amul						
Medium Heat - IN	-	n.p.	-	-	-	-
IN Average Price (USD / MT, FAS)	n.a.	n.a.	n.a.	n.a.	n.a.	n.a.
Fonterra						
Low Heat - NZ	n.s.	\$1,750	n.s.	\$1,840	\$1,845	-
Medium Heat - NZ	\$1,740	\$1,745	\$1,835	\$1,840	\$1,835	-
Med Heat Guaranteed ATOD - NZ	n.s.	n.s.	n.s.	n.s.	n.s.	-
HH Heat Stable - NZ	\$1,790	\$1,805	\$1,885	\$1,890	\$1,885	-
UHT - NZ	n.s.	\$1,795	\$1,885	n.s.	\$1,895	-
NZ Average Price (USD / MT, FAS)	\$1,746	\$1,750	\$1,842	\$1,851	\$1,859	n.a.
Polish Dairy						
Medium Heat - PL	n.s.	-	-	-	-	-
PL Average Price (USD / MT, FAS)	n.a.	n.a.	n.a.	n.a.	n.a.	n.a.
Average Price (USD / MT, FAS)	\$1,746	\$1,743	\$1,842	\$1,851	\$1,859	n.a.



Dairy for life

Subscribe for historical data

Print page

Change in GDT Price Index from previous event

+1.7% 

Average price (USD/MT, FAS)

\$2,830

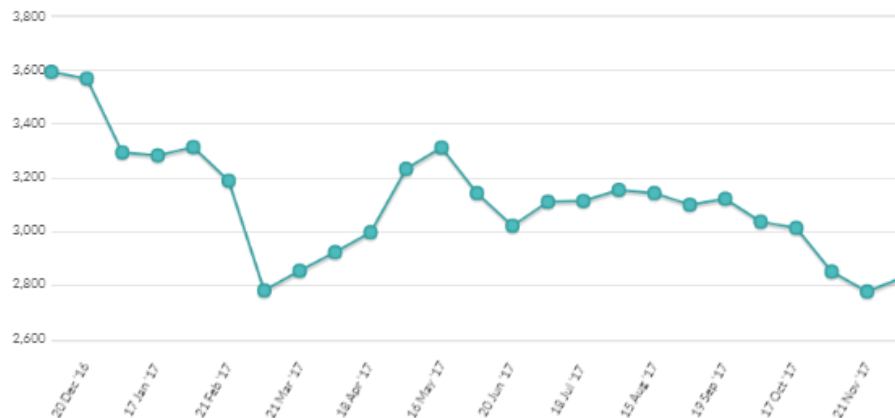
Changes in WMP Price Index

	Contract 1 Jan18	Contract 2 Feb18	Contract 3 Mar18	Contract 4 Apr18	Contract 5 May18	Contract 6 Jun18
Change in WMP Price Index from previous event	-1.6%	+2.1%	+2.3%	+3.4%	+1.0%	n.a.

A change in GDT Price Index is shown if there is a price available for the last event AND for at least one of the two previous events. "n.a." means that no product was offered or sold, or no price was published for the last event, or on both of the two previous events.

Whole Milk Powder Prices

12 months | 5 years



Winning Prices (USD/MT, FAS)

	Contract 1 Jan18	Contract 2 Feb18	Contract 3 Mar18	Contract 4 Apr18	Contract 5 May18	Contract 6 Jun18
Fonterra						
Regular - NZ	\$2,800	\$2,810	\$2,805	\$2,840	\$2,820	-
Regular Guaranteed ATOD - NZ	n.s.	n.s.	n.s.	n.s.	n.s.	-
Instant - NZ	\$2,850	\$2,860	\$2,855	\$2,890	\$2,870	-
UHT - NZ	\$2,895	\$2,885	\$2,880	\$2,915	\$2,895	-
Average Price (USD / MT, FAS)	\$2,829	\$2,820	\$2,822	\$2,855	\$2,834	n.a.



Dairy for life