


Subscribe for historical data

Print page

Change in GDT Price Index  
from previous event

**+3.5%** 

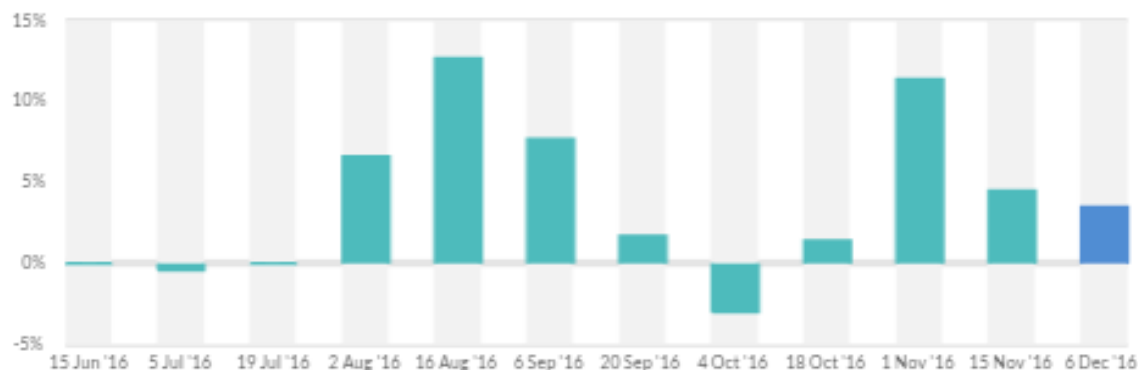
Average price (USD/MT, FAS)

**\$3,622**



See the next Trading Event  
View the event calendar >

## Change in GDT Price Index



### Summary of Results

Number of Qualified Bidders	516	Number of participating bidders	<b>159</b>
Number of Winning Bidders	109	Quantity sold (MT)	<b>22,472</b>
Number of Bidding Rounds	13		
Duration of Trading Event (hours:mins)	1:57		
Minimum Supply (MT)	20,520		
Maximum Supply (MT)	24,570		



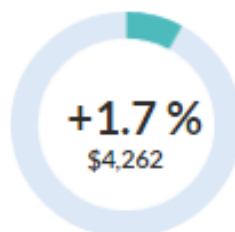
**Dairy for life**

## Products

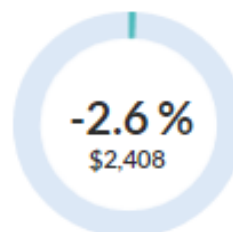
Anhydrous Milk Fat



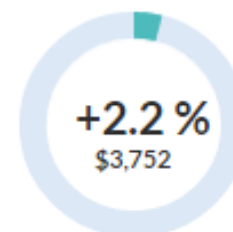
Butter



Butter Milk Powder



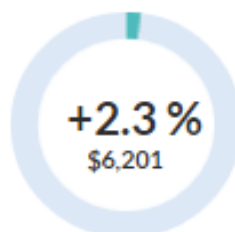
Cheddar



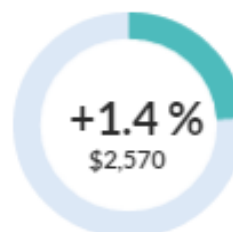
Lactose



Rennet Casein



Skim Milk Powder



Whole Milk Powder




The shaded dials indicate the proportion of each product group sold versus total quantity sold during the previous 12 months, with a 3 month lag. Figures within the dials represent the percentage change in GDT Price Index and the weighted average price. All information published on this page may be reproduced provided the user acknowledges Global Dairy Trade as the source. See Explanatory Notes below for more detailed definitions.

Subscribe for historical data

Print page

Change in GDT Price Index from previous event

**+2.9%** 

Average price (USD/MT, FAS)

**\$5,500**

### Anhydrous Milk Fat Prices

[12 months](#) | [5 years](#)



### Changes in AMF Price Index

	Contract 1 Jan17	Contract 2 Feb17	Contract 3 Mar17	Contract 4 Apr17	Contract 5 May17	Contract 6 Jun17
Change in AMF Price Index from previous event	+1.8%	+2.7%	+3.9%	+2.9%	+2.6%	+2.8%

A change in GDT Price Index is shown if there is a price available for the last event AND for at least one of the two previous events. "n.a." means that no product was offered or sold, or no price was published for the last event, or on both of the two previous events.

### Winning Prices (USD/MT, FAS)

	Contract 1 Jan17	Contract 2 Feb17	Contract 3 Mar17	Contract 4 Apr17	Contract 5 May17	Contract 6 Jun17
<b>Fonterra</b>						
Regular 210kg drum - NZ/AU	\$5,450	\$5,455	\$5,480	\$5,485	\$5,465	\$5,470
Premium 210kg drum - NZ	\$5,525	\$5,530	\$5,555	\$5,560	\$5,540	\$5,545
Premium 1000kg bin - NZ	n.s.	n.s.	n.s.	n.s.	n.s.	n.s.
Average Price (USD / MT, FAS)	\$5,489	\$5,494	\$5,507	\$5,508	\$5,499	\$5,511



Change in GDT Price Index from previous event

**+1.7%**

Average price (USD/MT, FAS)

**\$4,262**

Subscribe for historical data

Print page

## Butter Prices

12 months | 5 year



## Changes in Butter Price Index

	Contract 1 Jan17	Contract 2 Feb17	Contract 3 Mar17	Contract 4 Apr17	Contract 5 May17	Contract 6 Jun17
Change in Butter Price Index from previous event	+0.7%	+2.8%	+1.8%	n.a.	-0.4%	+2.0%

A change in GDT Price Index is shown if there is a price available for the last event AND for at least one of the two previous events. "n.a." means that no product was offered or sold, or no price was published for the last event, or on both of the two previous events.

## Winning Prices (USD/MT, FAS)

	Contract 1 Jan17	Contract 2 Feb17	Contract 3 Mar17	Contract 4 Apr17	Contract 5 May17	Contract 6 Jun17
<b>Fonterra</b>						
Salted 25kg - NZ	n.s.	n.s.	\$4,355	n.s.	n.s.	n.s.
Unsalted 25kg - NZ	\$4,355	\$4,275	\$4,205	\$4,245	\$4,245	\$4,345
Average Price (USD / MT, FAS)	\$4,355	\$4,275	\$4,209	\$4,245	\$4,245	\$4,345



**Dairy for life**

Change in GDT Price Index from previous event

**-2.6%** ↓

Average price (USD/MT, FAS)

**\$2,408**

[Subscribe for historical data](#)

[Print page](#)

## Changes in BMP Price Index

	Contract 1 Jan17	Contract 2 Feb17	Contract 3 Mar17	Contract 4 Apr17	Contract 5 May17	Contract 6 Jun17
Change in BMP Price Index from previous event	n.a.	-3.8%	+5.5%	n.a.	n.a.	n.a.

A change in GDT Price Index is shown if there is a price available for the last event AND for at least one of the two previous events. "n" means that no product was offered or sold, or no price was published for the last event, or on both of the two previous events.

## Butter Milk Powder Prices

[12 months](#) | [5 years](#)



## Winning Prices (USD/MT, FAS)

	Contract 1 Jan17	Contract 2 Feb17	Contract 3 Mar17	Contract 4 Apr17	Contract 5 May17	Contract 6 Jun17
<b>Arla</b>						
Standard 25kg - EU	-	\$2,065	-	-	-	-
Standard 25kg - SE	-	\$2,065	-	-	-	-
Standard 25kg - UK	-	\$2,065	-	-	-	-
<b>Fonterra</b>						
UHT - NZ	-	\$2,785	\$2,800	-	-	-
Average Price (USD / MT, FAS)	n.a.	\$2,358	\$2,800	n.a.	n.a.	n.a.



[Subscribe for historical data](#)

[Print page](#)

Change in GDT Price Index from previous event

**+2.2%**

Average price (USD/MT, FAS)

**\$3,752**

## Changes in Ched Price Index

	Contract 1 Jan17	Contract 2 Feb17	Contract 3 Mar17	Contract 4 Apr17	Contract 5 May17	Contract 6 Jun17
Change in Ched Price Index from previous event	+7.9%	+8.0%	-3.2%	-2.2%	+2.1%	n.a.

A change in GDT Price Index is shown if there is a price available for the last event AND for at least one of the two previous events. "n.a." means that no product was offered or sold, or no price was published for the last event, or on both of the two previous events.

## Cheddar Prices

[12 months](#) | [5 years](#)



## Winning Prices (USD/MT, FAS)

	Contract 1 Jan17	Contract 2 Feb17	Contract 3 Mar17	Contract 4 Apr17	Contract 5 May17	Contract 6 Jun17
<b>Fonterra</b>						
Young - NZ	\$4,020	\$3,940	\$3,595	\$3,615	\$3,840	-
Frozen - NZ	n.s.	\$3,990	n.s.	n.s.	n.s.	-
Average Price (USD / MT, FAS)	\$4,020	\$3,952	\$3,595	\$3,615	\$3,840	n.a.



**+10.6%**

Average price (USD/MT, FAS)

**\$873**

Subscribe for historical data

Print page

## Lactose Prices

12 months | 5 years



## Changes in LAC Price Index

	Contract 1 Jan17	Contract 2 Feb17	Contract 3 Mar17	Contract 4 Apr17	Contract 5 May17	Contract 6 Jun17
Change in LAC Price Index from previous event	n.a.	+10.6%	n.a.	n.a.	n.a.	n.a.

A change in GDT Price Index is shown if there is a price available for the last event AND for at least one of the two previous events. "n.a." means that no product was offered or sold, or no price was published for the last event, or on both of the two previous events.

## Winning Prices (USD/MT, FAS)

	Contract 1 Jan17	Contract 2 Feb17	Contract 3 Mar17	Contract 4 Apr17	Contract 5 May17	Contract 6 Jun17
<b>Arla Foods Ing.</b>						
Food-UM - EU	-	n.s.	-	-	-	-
Food-M100 - EU	-	\$855	-	-	-	-
Food-M200 - EU	-	\$900	-	-	-	-
Average Price (USD / MT, FAS)	n.a.	\$873	n.a.	n.a.	n.a.	n.a.




**Dairy for life**

Subscribe for historical data

Print page

Change in GDT Price Index from previous event

**+2.3%** 

Average price (USD/MT, FAS)

**\$6,201**

## Changes in RenCas Price Index

	Contract 1 Jan17	Contract 2 Feb17	Contract 3 Mar17	Contract 4 Apr17	Contract 5 May17	Contract 6 Jun17
Change in RenCas Price Index from previous event	+1.8%	+3.6%	+0.8%	+0.4%	n.a.	n.a.

A change in GDT Price Index is shown if there is a price available for the last event AND for at least one of the two previous events. "n.a." means that no product was offered or sold, or no price was published for the last event, or on both of the two previous events.

## Rennet Casein Prices

[12 months](#) | [5 years](#)



## Winning Prices (USD/MT, FAS)


	Contract 1 Jan17	Contract 2 Feb17	Contract 3 Mar17	Contract 4 Apr17	Contract 5 May17	Contract 6 Jun17
<b>Fonterra</b>						
30# 12% 25kg - NZ	n.s.	\$6,375	\$6,175	\$6,170	-	-
90# 12% 25kg - NZ	\$6,090	\$6,110	\$6,080	\$6,185	-	-
Average Price (USD / MT, FAS)	\$6,090	\$6,261	\$6,108	\$6,177	n.a.	n.a.



**Dairy for life**



Change in GDT Price Index from previous event

**+1.4%** 

Average price (USD/MT, FAS)

**\$2,570**

[Subscribe for historical data](#)

[Print page](#)

### Skim Milk Powder Prices



### Changes in SMP Price Index

	Contract 1 Jan17	Contract 2 Feb17	Contract 3 Mar17	Contract 4 Apr17	Contract 5 May17	Contract 6 Jun17
Change in SMP Price Index from previous event	-2.7%	+1.1%	+3.1%	+1.4%	+3.4%	-1.6%

A change in GDT Price Index is shown if there is a price available for the last event AND for at least one of the two previous events. "n.a." means that no product was offered or sold, or no price was published for the last event, or on both of the two previous events.


### Winning Prices (USD/MT, FAS)

	Contract 1 Jan17	Contract 2 Feb17	Contract 3 Mar17	Contract 4 Apr17	Contract 5 May17	Contract 6 Jun17
<b>Amul</b>						
Medium Heat - IN	-	n.s.	-	-	-	-
<b>Arla</b>						
Low Heat Regular - DE	-	\$2,255	-	-	-	-
Low Heat Regular - SE	-	\$2,265	-	-	-	-
Medium Heat Regular - DE	-	\$2,245	-	-	-	-
Medium Heat Regular - DK	-	\$2,470	-	-	-	-
Medium Heat Regular - EU	-	\$2,245	-	-	-	-
Medium Heat Regular - SE	-	\$2,390	-	-	-	-
<b>Fonterra</b>						
Low Heat - NZ	-	n.s.	n.s.	n.s.	n.s.	\$2,670
Medium Heat - AU	\$2,380	\$2,405	\$2,390	\$2,445	-	-
Medium Heat - NZ	\$2,640	\$2,630	\$2,700	\$2,670	\$2,670	\$2,590
Med Heat Guaranteed ATOD - NZ	n.s.	n.s.	n.s.	n.s.	n.s.	n.s.
HH Heat Stable - NZ	-	n.s.	n.s.	-	-	-
UHT - NZ	-	\$2,680	\$2,770	\$2,720	\$2,720	n.s.
Average Price (USD / MT, FAS)	\$2,558	\$2,528	\$2,653	\$2,641	\$2,678	\$2,604



**Dairy for life**

Change in GDT Price Index from previous event

**+4.9%** 

Average price (USD/MT, FAS)

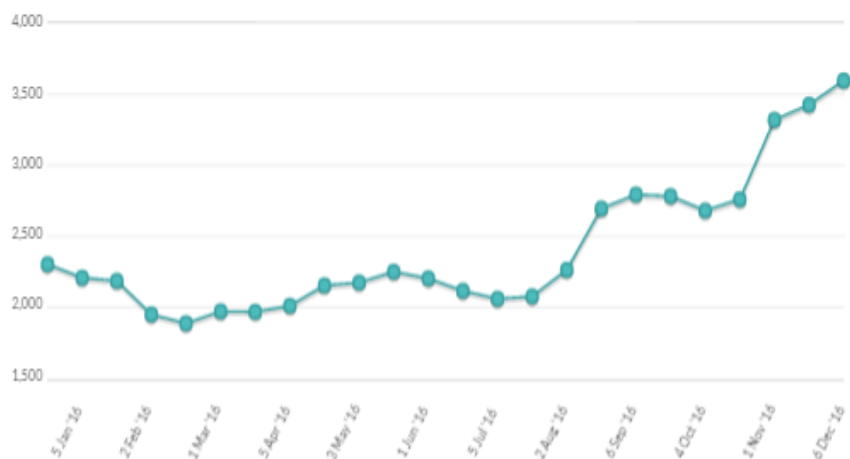
**\$3,593**

Subscribe for historical data

Print page

## Whole Milk Powder Prices

12 months | 5 years



## Changes in WMP Price Index

	Contract 1 Jan17	Contract 2 Feb17	Contract 3 Mar17	Contract 4 Apr17	Contract 5 May17	Contract 6 Jun17
Change in WMP Price Index from previous event	+1.4%	+4.5%	+6.7%	+4.8%	+5.8%	+3.2%

A change in GDT Price Index is shown if there is a price available for the last event AND for at least one of the two previous events. "n.a." means that no product was offered or sold, or no price was published for the last event, or on both of the two previous events.

## Winning Prices (USD/MT, FAS)

	Contract 1 Jan17	Contract 2 Feb17	Contract 3 Mar17	Contract 4 Apr17	Contract 5 May17	Contract 6 Jun17
<b>Fonterra</b>						
Regular - NZ	\$3,565	\$3,560	\$3,585	\$3,590	\$3,595	\$3,625
Regular Guaranteed ATOD - NZ	\$3,615	\$3,585	n.s.	\$3,635	\$3,640	n.s.
Instant - NZ	\$3,640	\$3,630	\$3,635	\$3,640	\$3,665	n.s.
UHT - NZ	\$3,665	\$3,635	\$3,660	\$3,665	\$3,690	\$3,700
Average Price (USD / MT, FAS)	\$3,613	\$3,574	\$3,598	\$3,598	\$3,612	\$3,627



**Dairy for life**