

[Download historical data](#)

[Print page](#)

Change in GDT Price Index
from previous event

0.0%

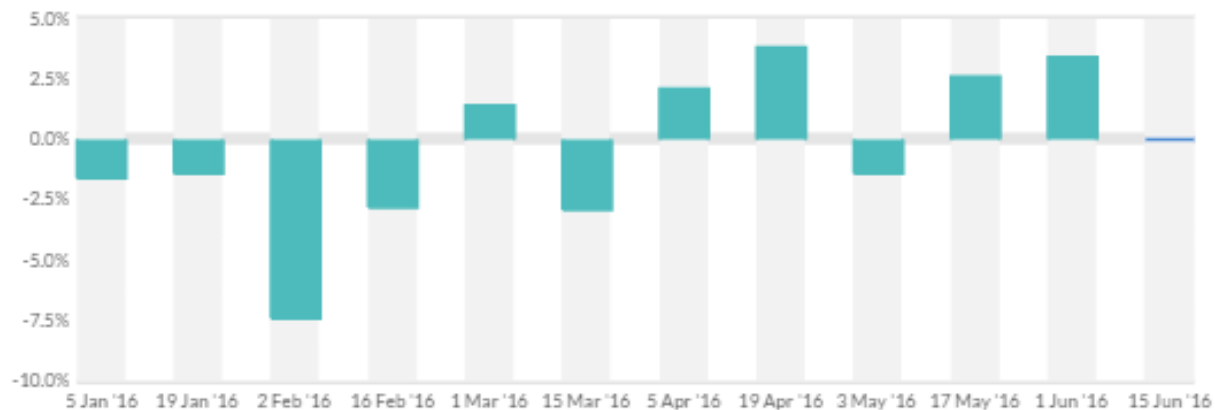
Average price (USD/MT, FAS)

\$2,339



[See the next Trading Event](#)
[View the event calendar >](#)

Change in GDT Price Index



Summary of Results

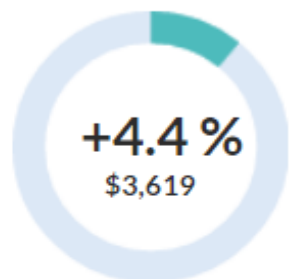
Number of Qualified Bidders	601	Number of participating bidders	168
Number of Winning Bidders	114	Quantity sold (MT)	23,089
Number of Bidding Rounds	13		
Duration of Trading Event (hours:mins)	1:57		
Minimum Supply (MT)	21,181		
Maximum Supply (MT)	24,680		



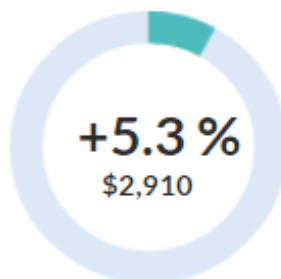
Dairy for life

Products

Anhydrous Milk Fat



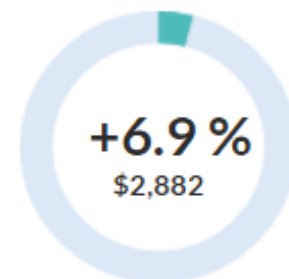
Butter



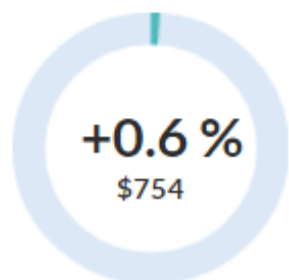
Butter Milk Powder



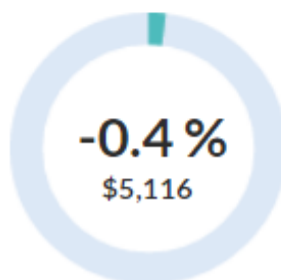
Cheddar



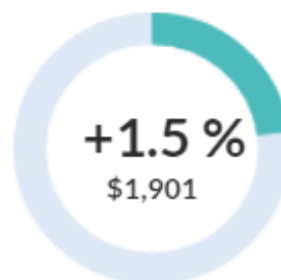
Lactose



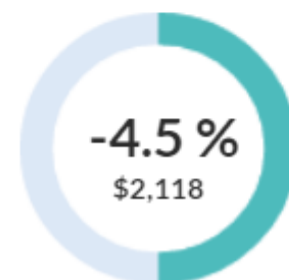
Rennet Casein




Skim Milk Powder



Whole Milk Powder



Dairy for life

+4.4% 

\$3,619

[Download historical data](#)[Print page](#)

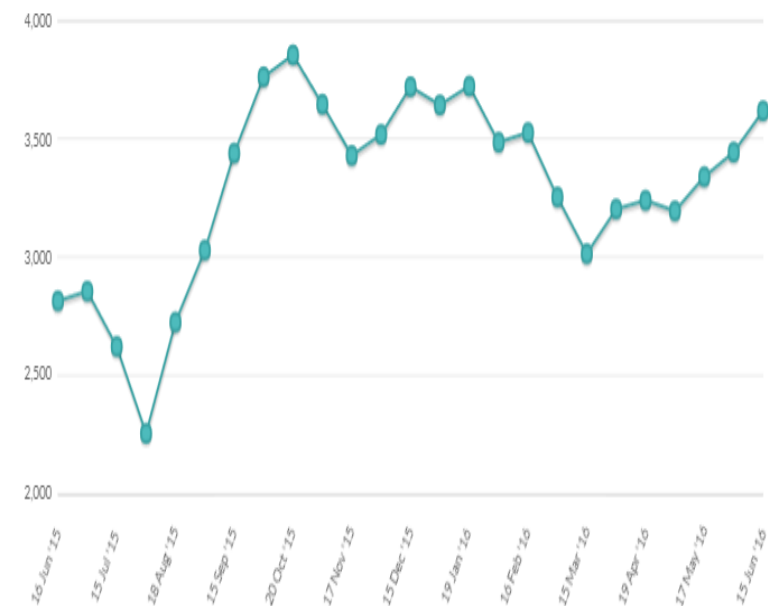
Changes in AMF Price Index

	Contract 1 Jul16	Contract 2 Aug16	Contract 3 Sep16	Contract 4 Oct16	Contract 5 Nov16	Contract 6 Dec16
Change in AMF Price Index from previous event	+6.2%	+3.4%	+4.4%	+5.1%	+4.9%	+4.5%

A change in GDT Price Index is shown if there is a price available for the last event AND for at least one of the two previous events. "n.a." means that no product was offered or sold, or no price was published for the last event, or on both of the two previous events.

Anhydrous Milk Fat Prices

12 months | 5 years




Winning Prices (USD/MT, FAS)

	Contract 1 Jul16	Contract 2 Aug16	Contract 3 Sep16	Contract 4 Oct16	Contract 5 Nov16	Contract 6 Dec16
Fonterra						
Regular 210kg drum - NZ/AU	n.s.	\$3,545	\$3,550	\$3,570	\$3,595	\$3,560
Premium 210kg drum - NZ	\$3,685	\$3,590	\$3,625	\$3,625	\$3,640	\$3,635
Premium 1000kg bin - NZ	n.s.	\$3,645	\$3,670	\$3,670	\$3,715	n.s.
Average Price (USD / MT, FAS)	\$3,685	\$3,589	\$3,617	\$3,630	\$3,649	\$3,599

[Download historical data](#)[Print page](#)

Change in GDT Price Index from previous event

+5.3% 

Average price (USD/MT, FAS)

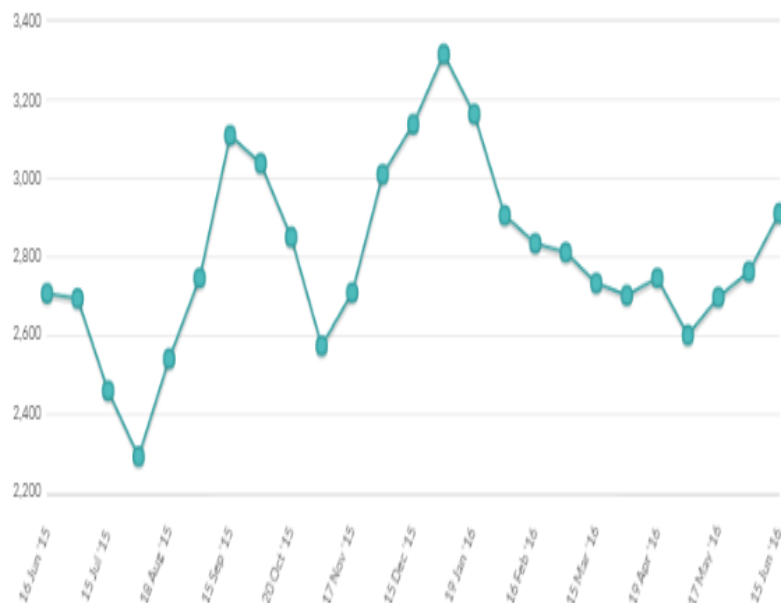
\$2,910

Changes in Butter Price Index

	Contract 1 Jul16	Contract 2 Aug16	Contract 3 Sep16	Contract 4 Oct16	Contract 5 Nov16	Contract 6 Dec16
Change in Butter Price Index from previous event	+7.8%	+6.0%	+9.5%	+3.1%	+4.2%	+2.1%

A change in GDT Price Index is shown if there is a price available for the last event AND for at least one of the two previous events. * n.a. means that no product was offered or sold, or no price was published for the last event, or on both of the two previous events.

Butter Prices

[12 months](#) | [5 years](#)

Winning Prices (USD/MT, FAS)

	Contract 1 Jul16	Contract 2 Aug16	Contract 3 Sep16	Contract 4 Oct16	Contract 5 Nov16	Contract 6 Dec16
Fonterra						
Salted 25kg - NZ	n.s.	\$2,980	n.s.	\$2,815	\$2,850	n.s.
Unsalted 25kg - NZ	\$2,980	\$2,980	\$3,010	\$2,815	\$2,850	\$2,960
Average Price (USD / MT, FAS)	\$2,980	\$2,980	\$3,010	\$2,815	\$2,850	\$2,960

**Dairy for life**

-6.6% ↓

\$1,695

[Download historical data](#)[Print page](#)

Butter Milk Powder Prices

[12 months](#) | [5 years](#)

Changes in BMP Price Index

	Contract 1 Jul16	Contract 2 Aug16	Contract 3 Sep16	Contract 4 Oct16	Contract 5 Nov16	Contract 6 Dec16
Change in BMP Price Index from previous event	n.a.	-6.6%	n.a.	n.a.	n.a.	n.a.

A change in GDT Price Index is shown if there is a price available for the last event AND for at least one of the two previous events. *n.a.* means that no product was offered or sold, or no price was published for the last event, or on both of the two previous events.

Winning Prices (USD/MT, FAS)

	Contract 1 Jul16	Contract 2 Aug16	Contract 3 Sep16	Contract 4 Oct16	Contract 5 Nov16	Contract 6 Dec16
Arla						
Standard 25kg - EU	-	\$1,620	-	-	-	-
Standard 25kg - SE	-	n.s.	-	-	-	-
Standard 25kg - UK	-	n.s.	-	-	-	-
Fonterra						
UHT - NZ	-	\$1,725	-	-	-	-
Average Price (USD / MT, FAS)	n.a.	\$1,695	n.a.	n.a.	n.a.	n.a.



Dairy for life

[Download historical data](#)[Print page](#)

Change in GDT Price Index from previous event

+6.9%

Average price (USD/MT,FAS)

\$2,882

Changes in Ched Price Index

	Contract 1 Jul16	Contract 2 Aug16	Contract 3 Sep16	Contract 4 Oct16	Contract 5 Nov16	Contract 6 Dec16
Change in Ched Price Index from previous event	-0.2%	n.a.	+5.1%	+10.3%	n.a.	n.a.

A change in GDT Price Index is shown if there is a price available for the last event AND for at least one of the two previous events. * n.a. means that no product was offered or sold, or no price was published for the last event, or on both of the two previous events.

Cheddar Prices

[12 months](#) | [5 years](#)

Winning Prices (USD/MT, FAS)

	Contract 1 Jul16	Contract 2 Aug16	Contract 3 Sep16	Contract 4 Oct16	Contract 5 Nov16	Contract 6 Dec16
Fonterra						
Young - NZ	\$2,950	-	\$2,880	\$2,830	-	-
Frozen - NZ	-	-	\$2,930	\$2,880	-	-
Average Price (USD / MT, FAS)	\$2,950	n.a.	\$2,896	\$2,851	n.a.	n.a.

**Dairy for life**

[Download historical data](#)[Print page](#)

Change in GDT Price Index from previous event

+0.6% 

Average price (USD/MT,FAS)

\$754

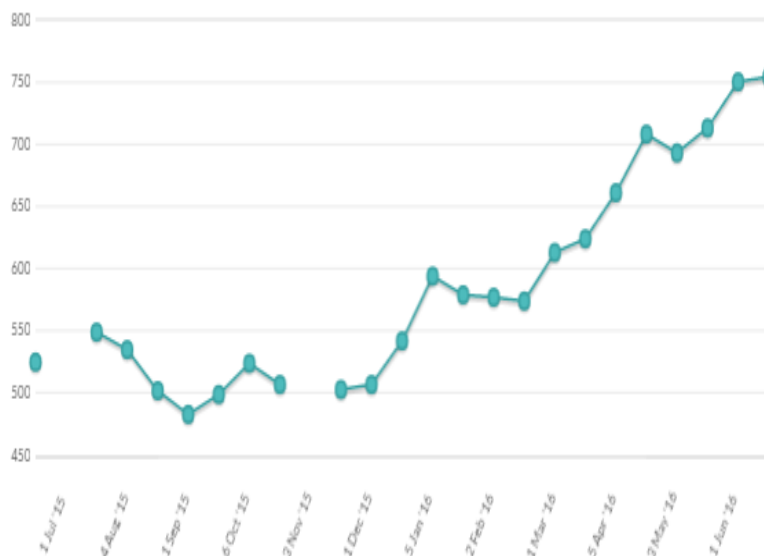
Changes in LAC Price Index

	Contract 1 Jul16	Contract 2 Aug16	Contract 3 Sep16	Contract 4 Oct16	Contract 5 Nov16	Contract 6 Dec16
Change in LAC Price Index from previous event	n.a.	+0.6%	n.a.	n.a.	n.a.	n.a.

A change in GDT Price Index is shown if there is a price available for the last event AND for at least one of the two previous events. "n.a." means that no product was offered or sold, or no price was published for the last event, or on both of the two previous events.

Lactose Prices


12 months | 5 years



Winning Prices (USD/MT, FAS)

	Contract 1 Jul16	Contract 2 Aug16	Contract 3 Sep16	Contract 4 Oct16	Contract 5 Nov16	Contract 6 Dec16
Arla Foods Ing.						
Food-UM - EU	-	n.s.	-	-	-	-
Food-M100 - EU	-	\$750	-	-	-	-
Food-M200 - EU	-	\$775	-	-	-	-
Average Price (USD / MT, FAS)	n.a.	\$754	n.a.	n.a.	n.a.	n.a.

**Dairy for life**

-0.4% [Download historical data](#)[Print page](#)

Average price (USD/MT, FAS)

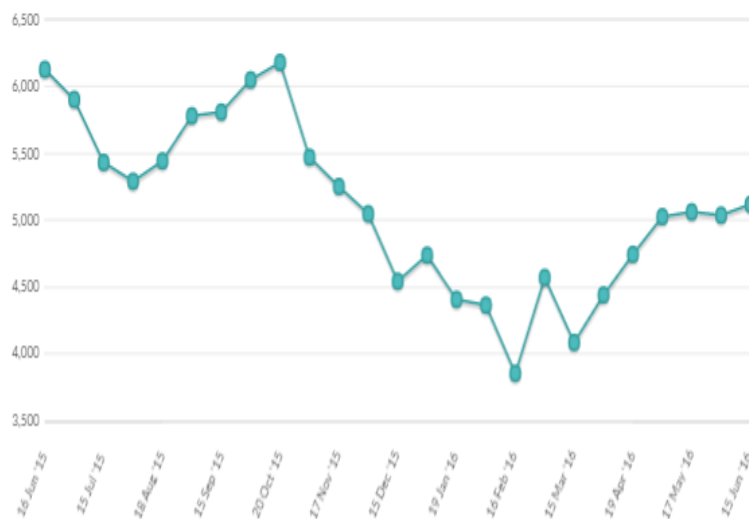
\$5,116

Changes in RenCas Price Index

	Contract 1 Jul16	Contract 2 Aug16	Contract 3 Sep16	Contract 4 Oct16	Contract 5 Nov16	Contract 6 Dec16
Change in RenCas Price Index from previous event	+2.0%	-0.6%	-0.9%	n.a.	n.a.	n.a.

A change in GDT Price Index is shown if there is a price available for the last event AND for at least one of the two previous events. "n.a." means that no product was offered or sold, or no price was published for the last event, or on both of the two previous events.


Rennet Casein Prices

[12 months](#) | [5 years](#)

Winning Prices (USD/MT, FAS)

	Contract 1 Jul16	Contract 2 Aug16	Contract 3 Sep16	Contract 4 Oct16	Contract 5 Nov16	Contract 6 Dec16
Fonterra						
30# 12% 25kg - NZ	\$5,190	\$5,270	\$5,185	-	-	-
90# 12% 25kg - NZ	\$4,960	\$4,840	\$4,855	-	-	-
Average Price (USD / MT, FAS)	\$5,176	\$5,153	\$5,028	n.a.	n.a.	n.a.

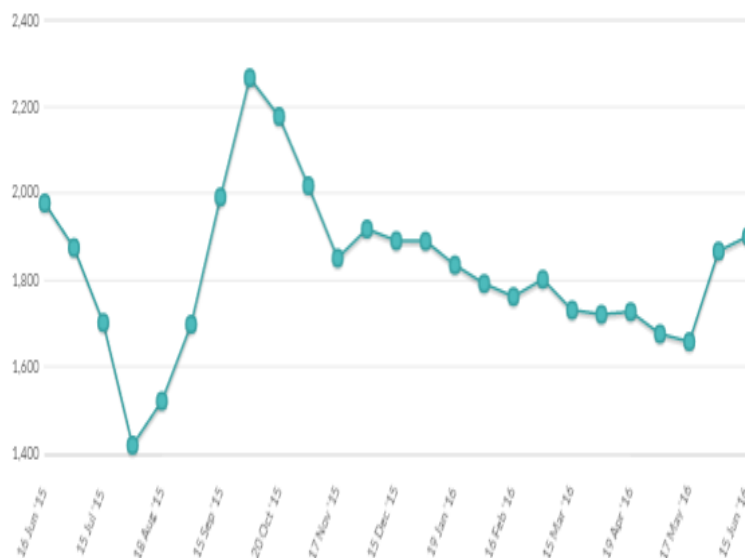
**Dairy for life**

+1.5% [Download historical data](#)[Print page](#)

Average price (USD/MT, FAS)

\$1,901

Skim Milk Powder Prices

[12 months](#) | [5 years](#)

Changes in SMP Price Index

	Contract 1 Jul16	Contract 2 Aug16	Contract 3 Sep16	Contract 4 Oct16	Contract 5 Nov16	Contract 6 Dec16
Change in SMP Price Index from previous event	-1.0%	+2.8%	-3.4%	+4.0%	+3.1%	-0.1%

A change in GDT Price Index is shown if there is a price available for the last event AND for at least one of the two previous events. "n.a." means that no product was offered or sold, or no price was published for the last event, or on both of the two previous events.

Winning Prices (USD/MT, FAS)

	Contract 1 Jul16	Contract 2 Aug16	Contract 3 Sep16	Contract 4 Oct16	Contract 5 Nov16	Contract 6 Dec16
Amul						
Medium Heat - IN	-	n.p.	-	-	-	-
Arla						
Medium Heat Regular - DE	-	\$1,940	-	-	-	-
Medium Heat Regular - EU	-	\$1,915	-	-	-	-
Medium Heat Regular - UK	-	\$1,915	-	-	-	-
Fonterra						
Low Heat - NZ	-	-	n.s.	\$1,940	\$1,960	\$1,935
Medium Heat - AU	\$1,760	\$1,750	\$1,760	\$1,780	-	-
Medium Heat - NZ	\$1,820	\$1,840	\$1,885	\$1,940	\$1,960	\$1,890
Med Heat Guaranteed ATOD - NZ	-	-	n.s.	n.s.	n.s.	n.s.
HH Heat Stable - NZ	-	-	-	-	n.s.	\$1,960
UHT - NZ	-	-	\$2,015	\$2,010	\$2,010	\$1,985
Average Price (USD / MT, FAS)	\$1,804	\$1,861	\$1,925	\$1,955	\$1,982	\$1,913

**Dairy for life**

[Download historical data](#)[Print page](#)

Change in GDT Price Index from previous event

-4.5%

Average price (USD/MT, FAS)

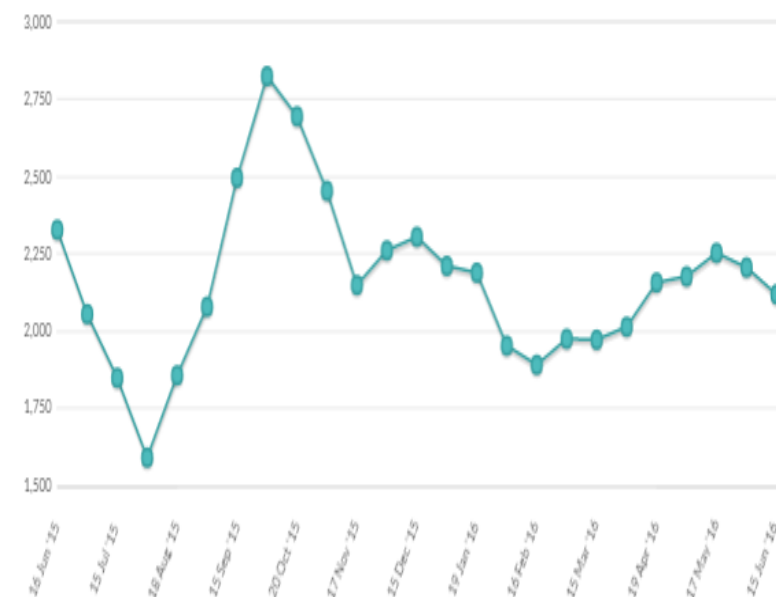
\$2,118

Changes in WMP Price Index

	Contract 1 Jul16	Contract 2 Aug16	Contract 3 Sep16	Contract 4 Oct16	Contract 5 Nov16	Contract 6 Dec16
Change in WMP Price Index from previous event	-5.2%	-5.1%	-4.7%	-3.5%	-5.2%	-1.7%

A change in GDT Price Index is shown if there is a price available for the last event AND for at least one of the two previous events. *n.a. means that no product was offered or sold, or no price was published for the last event, or on both of the two previous events.

Whole Milk Powder Prices

[12 months](#) | [5 years](#)

Winning Prices (USD/MT, FAS)

	Contract 1 Jul16	Contract 2 Aug16	Contract 3 Sep16	Contract 4 Oct16	Contract 5 Nov16	Contract 6 Dec16
Fonterra						
Regular - NZ	\$2,065	\$2,080	\$2,095	\$2,090	\$2,065	\$2,155
Regular Guaranteed ATOD - NZ	n.s.	n.s.	n.s.	\$2,135	\$2,090	\$2,180
Instant - NZ	\$2,115	\$2,130	\$2,145	\$2,140	\$2,115	\$2,205
UHT - NZ	\$2,155	\$2,170	\$2,185	\$2,185	\$2,210	\$2,280
Average Price (USD / MT, FAS)	\$2,098	\$2,112	\$2,124	\$2,125	\$2,101	\$2,193

**Dairy for life**