

Event 176 / 15 November 2016

[Subscribe for historical data](#)


[Print page](#)

Change in GDT Price Index
from previous event

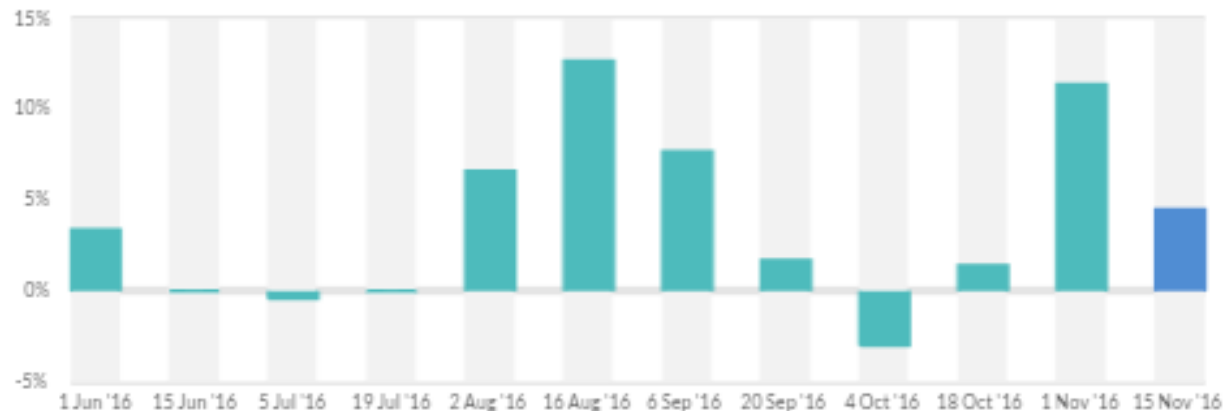
+4.5% 

Average price (USD/MT, FAS)

\$3,519

 [See the next Trading Event](#)
[View the event calendar >](#)

Change in GDT Price Index



Summary of Results

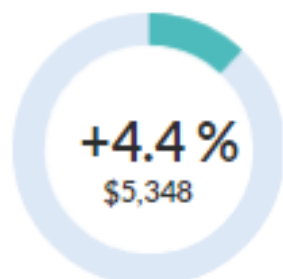
Number of Qualified Bidders	510	Number of participating bidders	164
Number of Winning Bidders	106	Quantity sold (MT)	23,902
Number of Bidding Rounds	18		
Duration of Trading Event (hours:mins)	2:21		
Minimum Supply (MT)	21,815		
Maximum Supply (MT)	25,980		



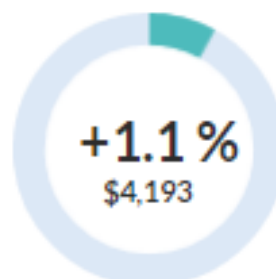
Dairy for life

Products

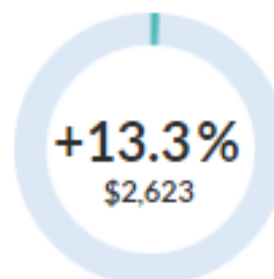
Anhydrous Milk Fat



Butter



Butter Milk Powder



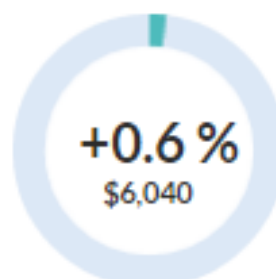
Cheddar



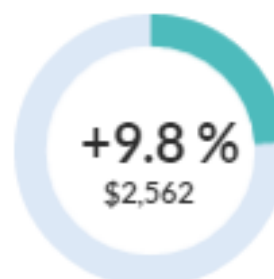
Lactose



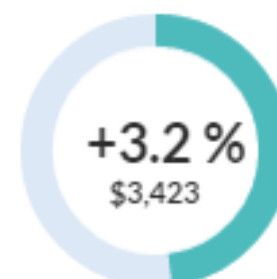
Rennet Casein



Skim Milk Powder




Whole Milk Powder



The shaded dials indicate the proportion of each product group sold versus total quantity sold during the previous 12 months, with a 3 month lag. Figures within the dials represent the percentage change in GDT Price Index and the weighted average price. All information published on this page may be reproduced provided the user acknowledges Global Dairy Trade as the source. See Explanatory Notes below for more detailed definitions.

Change in GDT Price Index from previous event

+4.4% 

Average price (USD/MT, FAS)

\$5,348

[Subscribe for historical data](#)

[Print page](#)

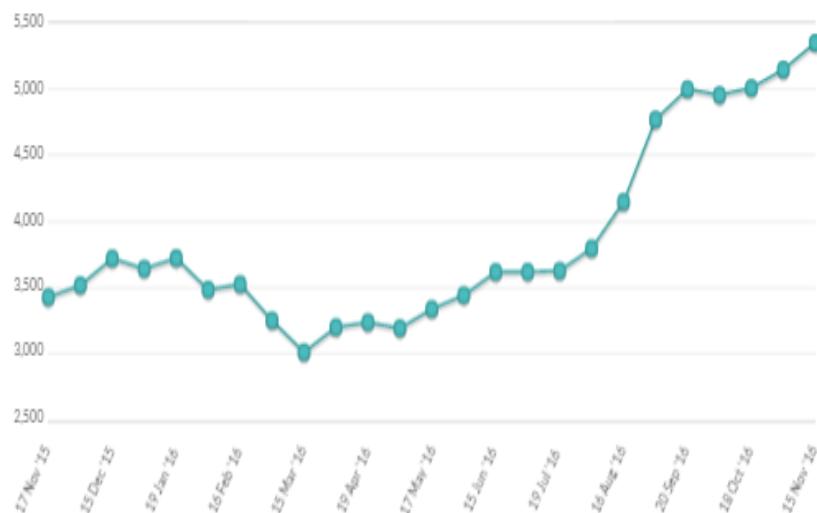
Changes in AMF Price Index

	Contract 1 Dec16	Contract 2 Jan17	Contract 3 Feb17	Contract 4 Mar17	Contract 5 Apr17	Contract 6 May17
Change in AMF Price Index from previous event	+0.3%	+4.4%	+5.5%	+4.6%	+8.6%	+2.5%

A change in GDT Price Index is shown if there is a price available for the last event AND for at least one of the two previous events. "n.a." means that no product was offered or sold, or no price was published for the last event, or on both of the two previous events.

Anhydrous Milk Fat Prices

[12 months](#) | [5 years](#)




Winning Prices (USD/MT, FAS)

	Contract 1 Dec16	Contract 2 Jan17	Contract 3 Feb17	Contract 4 Mar17	Contract 5 Apr17	Contract 6 May17
Fonterra						
Regular 210kg drum - NZ/AU	\$5,330	\$5,310	\$5,275	\$5,345	\$5,325	\$5,320
Premium 210kg drum - NZ	\$5,475	\$5,385	\$5,350	\$5,385	\$5,400	\$5,395
Premium 1000kg bin - NZ	n.s.	n.s.	\$5,445	\$5,445	\$5,425	n.s.
Average Price (USD / MT, FAS)	\$5,351	\$5,358	\$5,305	\$5,367	\$5,374	\$5,370



Dairy for life

Change in GDT Price Index from previous event

+1.1% 

Average price (USD/MT, FAS)

\$4,193

[Subscribe for historical data](#)

[Print page](#)

Changes in Butter Price Index

	Contract 1 Dec16	Contract 2 Jan17	Contract 3 Feb17	Contract 4 Mar17	Contract 5 Apr17	Contract 6 May17
Change in Butter Price Index from previous event	+0.2%	-0.1%	-0.5%	+3.9%	+4.5%	+5.1%

A change in GDT Price Index is shown if there is a price available for the last event AND for at least one of the two previous events. "n.a." means that no product was offered or sold, or no price was published for the last event, or on both of the two previous events.

Butter Prices

[12 months](#) | [5 years](#)




Winning Prices (USD/MT, FAS)

	Contract 1 Dec16	Contract 2 Jan17	Contract 3 Feb17	Contract 4 Mar17	Contract 5 Apr17	Contract 6 May17
Fonterra						
Salted 25kg - NZ	n.s.	\$4,230	n.s.	n.s.	n.s.	n.s.
Unsalted 25kg - NZ	\$4,325	\$4,160	\$4,135	\$4,245	\$4,260	\$4,260
Average Price (USD / MT, FAS)	\$4,325	\$4,161	\$4,135	\$4,245	\$4,260	\$4,260



Change in GDT Price Index from previous event

+13.3% 

Average price (USD/MT, FAS)

\$2,623

Subscribe for historical data

Print page

Changes in BMP Price Index

	Contract 1 Dec16	Contract 2 Jan17	Contract 3 Feb17	Contract 4 Mar17	Contract 5 Apr17	Contract 6 May17
Change in BMP Price Index from previous event	n.a.	+13.9%	+10.6%	n.a.	n.a.	n.a.

A change in GDT Price Index is shown if there is a price available for the last event AND for at least one of the two previous events. "n.a." means that no product was offered or sold, or no price was published for the last event, or on both of the two previous events.

Butter Milk Powder Prices

[12 months](#) | [5 years](#)



Winning Prices (USD/MT, FAS)

	Contract 1 Dec16	Contract 2 Jan17	Contract 3 Feb17	Contract 4 Mar17	Contract 5 Apr17	Contract 6 May17
Fonterra						
UHT - NZ	-	\$2,615	\$2,655	-	-	-
Average Price (USD / MT, FAS)	n.a.	\$2,615	\$2,655	n.a.	n.a.	n.a.



Change in GDT Price Index from previous event

+11.0% 

Average price (USD/MT, FAS)

\$3,697

Subscribe for historical data

Print page

Changes in Cheddar Price Index

	Contract 1 Dec16	Contract 2 Jan17	Contract 3 Feb17	Contract 4 Mar17	Contract 5 Apr17	Contract 6 May17
Change in Cheddar Price Index from previous event	+9.1%	+11.4%	+11.4%	+10.8%	+10.4%	n.a.

A change in GDT Price Index is shown if there is a price available for the last event AND for at least one of the two previous events. "n.a." means that no product was offered or sold, or no price was published for the last event, or on both of the two previous events.

Cheddar Prices

12 months | 5 years



Winning Prices (USD/MT, FAS)

	Contract 1 Dec16	Contract 2 Jan17	Contract 3 Feb17	Contract 4 Mar17	Contract 5 Apr17	Contract 6 May17
Fonterra						
Young - NZ	\$3,725	\$3,635	\$3,715	\$3,695	\$3,760	-
Frozen - NZ	\$3,820	\$3,755	\$3,690	\$3,795	\$3,810	-
Average Price (USD / MT, FAS)	\$3,729	\$3,649	\$3,701	\$3,715	\$3,773	n.a.



Change in GDT Price Index from previous event

+4.6%

Average price (USD/MT, FAS)

\$787

Subscribe for historical data

Print page

Changes in LAC Price Index

	Contract 1 Dec16	Contract 2 Jan17	Contract 3 Feb17	Contract 4 Mar17	Contract 5 Apr17	Contract 6 May17
Change in LAC Price Index from previous event	n.a.	+4.6%	n.a.	n.a.	n.a.	n.a.

A change in GDT Price Index is shown if there is a price available for the last event AND for at least one of the two previous events. "n.a." means that no product was offered or sold, or no price was published for the last event, or on both of the two previous events.

Lactose Prices

12 months | 5 years




Winning Prices (USD/MT, FAS)

	Contract 1 Dec16	Contract 2 Jan17	Contract 3 Feb17	Contract 4 Mar17	Contract 5 Apr17	Contract 6 May17
Arla Foods Ing.						
Food-UM - EU	-	n.s.	-	-	-	-
Food-M100 - EU	-	\$775	-	-	-	-
Food-M200 - EU	-	\$810	-	-	-	-
Average Price (USD / MT, FAS)	n.a.	\$787	n.a.	n.a.	n.a.	n.a.



Change in GDT Price Index from previous event

+0.6% 

Average price (USD/MT, FAS)

\$6,040

Subscribe for historical data

Print page

Changes in RenCas Price Index

	Contract 1 Dec16	Contract 2 Jan17	Contract 3 Feb17	Contract 4 Mar17	Contract 5 Apr17	Contract 6 May17
Change in RenCas Price Index from previous event	-0.2%	+0.3%	+1.0%	+1.5%	n.a.	n.a.

A change in GDT Price Index is shown if there is a price available for the last event AND for at least one of the two previous events. "n.a." means that no product was offered or sold, or no price was published for the last event, or on both of the two previous events.

Renet Casein Prices




Winning Prices (USD/MT, FAS)

	Contract 1 Dec16	Contract 2 Jan17	Contract 3 Feb17	Contract 4 Mar17	Contract 5 Apr17	Contract 6 May17
Fonterra						
30# 12% 25kg - NZ	\$6,465	\$6,185	\$6,135	\$6,120	-	-
90# 12% 25kg - NZ	\$5,985	\$5,875	\$6,025	\$6,170	-	-
Average Price (USD / MT, FAS)	\$6,160	\$5,975	\$6,046	\$6,163	n.a.	n.a.



Dairy for life

+9.8% 

Average price (USD/MT, FAS)

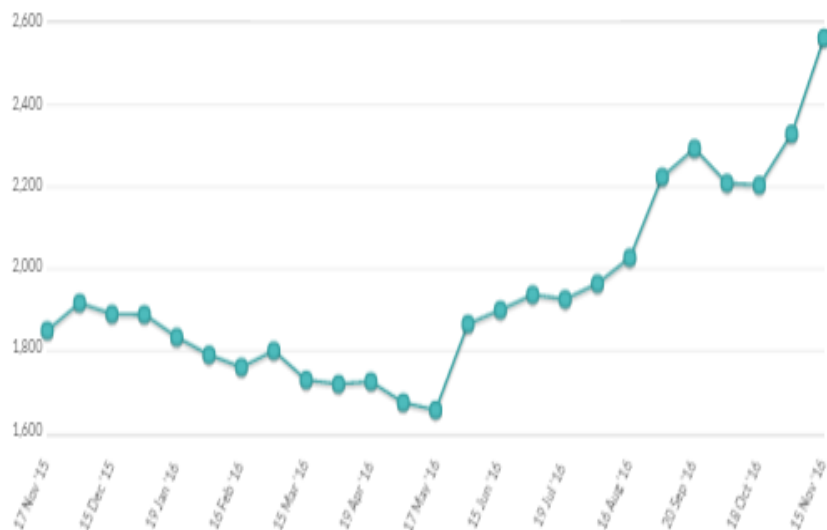
\$2,562

[Subscribe for historical data](#)

[Print page](#)

Skim Milk Powder Prices

[12 months](#) | [5 years](#)



Changes in SMP Price Index

	Contract 1 Dec16	Contract 2 Jan17	Contract 3 Feb17	Contract 4 Mar17	Contract 5 Apr17	Contract 6 May17
Change in SMP Price Index from previous event	+7.8%	+9.8%	+10.4%	+10.8%	+9.1%	+6.6%

A change in GDT Price Index is shown if there is a price available for the last event AND for at least one of the two previous events. "n.a." means that no product was offered or sold, or no price was published for the last event, or on both of the two previous events.

Winning Prices (USD/MT, FAS)

	Contract 1 Dec16	Contract 2 Jan17	Contract 3 Feb17	Contract 4 Mar17	Contract 5 Apr17	Contract 6 May17
Amul						
Medium Heat - IN	-	n.s.	-	-	-	-
Arla						
Low Heat Regular - DE	-	n.s.	-	-	-	-
Medium Heat Regular - DE	-	\$2,185	-	-	-	-
Medium Heat Regular - DK	-	\$2,310	-	-	-	-
Medium Heat Regular - EU	-	\$2,185	-	-	-	-
Medium Heat Regular - UK	-	\$2,185	-	-	-	-
Fonterra						
Low Heat - NZ	-	\$2,580	\$2,590	\$2,610	n.s.	\$2,660
Medium Heat - NZ	\$2,710	\$2,580	\$2,590	\$2,610	\$2,580	\$2,645
Med Heat Guaranteed ATOD - NZ	-	n.s.	n.s.	n.s.	n.s.	n.s.
HH Heat Stable - NZ	-	n.s.	n.s.	-	-	-
UHT - NZ	-	\$2,645	\$2,640	\$2,660	\$2,645	n.s.
Average Price (USD / MT, FAS)	\$2,710	\$2,513	\$2,591	\$2,610	\$2,583	\$2,648



Dairy for life

Change in GDT Price Index from previous event

+3.2%

Average price (USD/MT, FAS)

\$3,423

Subscribe for historical data

Print page

Changes in WMP Price Index

	Contract 1 Dec16	Contract 2 Jan17	Contract 3 Feb17	Contract 4 Mar17	Contract 5 Apr17	Contract 6 May17
Change in WMP Price Index from previous event	-4.7%	+4.7%	+2.9%	+3.6%	+3.9%	+6.2%

A change in GDT Price Index is shown if there is a price available for the last event AND for at least one of the two previous events. "n.a." means that no product was offered or sold, or no price was published for the last event, or on both of the two previous events.

Whole Milk Powder Prices

12 months | 5 years



Winning Prices (USD/MT, FAS)

	Contract 1 Dec16	Contract 2 Jan17	Contract 3 Feb17	Contract 4 Mar17	Contract 5 Apr17	Contract 6 May17
Fonterra						
Regular - NZ	\$3,525	\$3,410	\$3,360	\$3,425	\$3,400	\$3,510
Regular Guaranteed ATOD - NZ	n.s.	n.s.	n.s.	n.s.	n.s.	n.s.
Instant - NZ	\$3,575	\$3,460	\$3,410	\$3,475	\$3,450	n.s.
UHT - NZ	\$3,600	\$3,485	\$3,435	\$3,500	\$3,505	\$3,615
Average Price (USD / MT, FAS)	\$3,531	\$3,425	\$3,371	\$3,438	\$3,412	\$3,518



Dairy for life