


Event 180 / 17 January 2017

Subscribe for historical data

Print page

Change in GDT Price Index
from previous event

+0.6% 

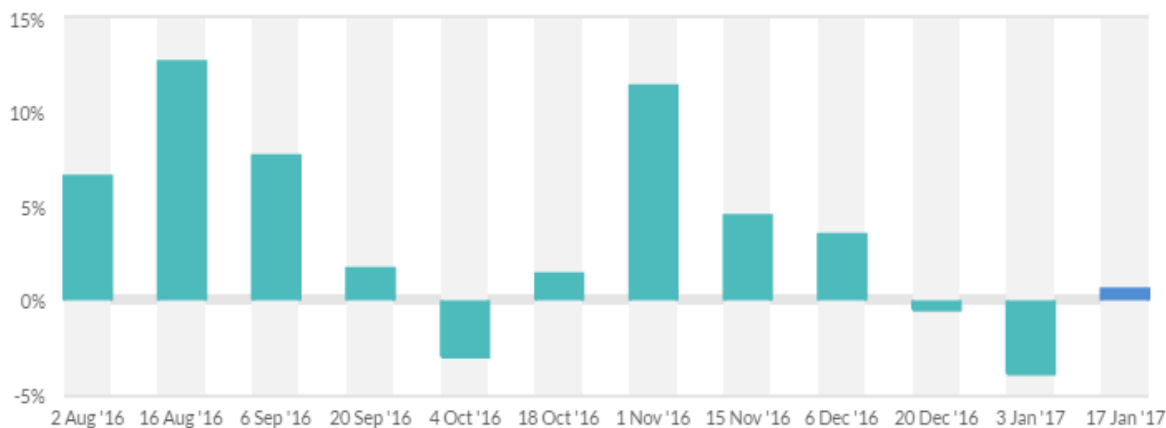
Average price (USD/MT, FAS)

\$3,517



See the next Trading Event
View the event calendar >

Change in GDT Price Index



Summary of Results

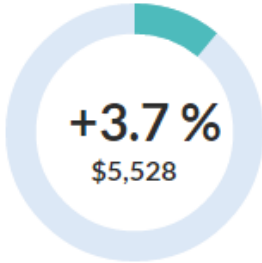
Number of Registered Bidders	526	Number of participating bidders
Number of Winning Bidders	113	178
Number of Bidding Rounds	10	Quantity sold (MT)
Duration of Trading Event (hours:mins)	1:33	22,030
Minimum Supply (MT)	19,555	
Maximum Supply (MT)	23,325	



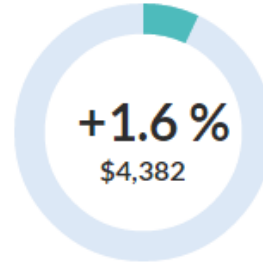
Dairy for life

Products

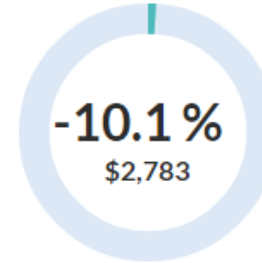
Anhydrous Milk Fat



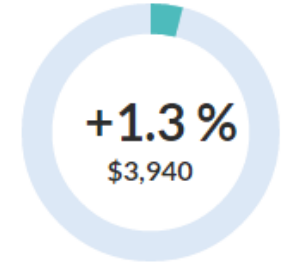
Butter



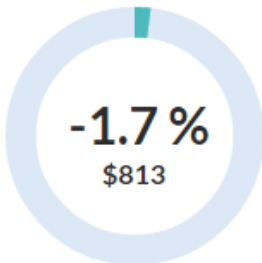
Butter Milk Powder



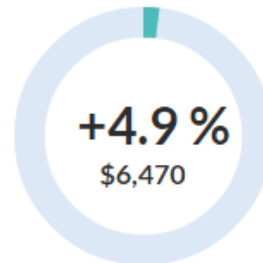
Cheddar



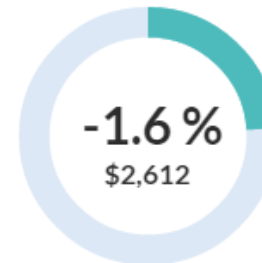
Lactose



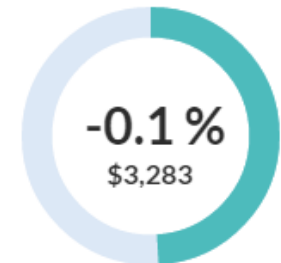
Rennet Casein



Skim Milk Powder



Whole Milk Powder




Dairy for life

Results from the latest Trading Event
Event 180 / 17 January 2017

Subscribe for historical data

Print page

Change in GDT Price Index from previous event

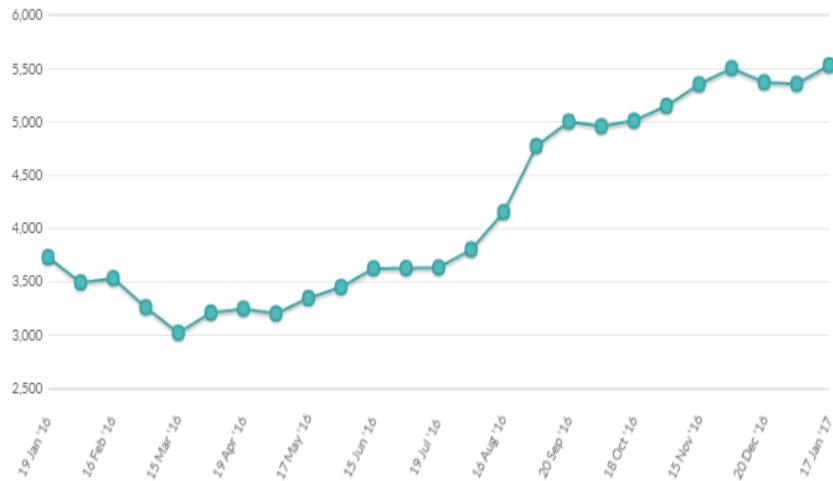
+3.7% 

Average price (USD/MT, FAS)

\$5,528

Anhydrous Milk Fat Prices

12 months | 5 years



Changes in AMF Price Index

	Contract 1 Feb17	Contract 2 Mar17	Contract 3 Apr17	Contract 4 May17	Contract 5 Jun17	Contract 6 Jul17
Change in AMF Price Index from previous event	+9.8%	+3.6%	+2.7%	+1.9%	+1.7%	+8.8%

A change in GDT Price Index is shown if there is a price available for the last event AND for at least one of the two previous events. "n.a." means that no product was offered or sold, or no price was published for the last event, or on both of the two previous events.

Winning Prices (USD/MT, FAS)


	Contract 1 Feb17	Contract 2 Mar17	Contract 3 Apr17	Contract 4 May17	Contract 5 Jun17	Contract 6 Jul17
Fonterra						
Regular 210kg drum - NZ/AU	\$5,800	\$5,470	\$5,460	\$5,440	\$5,335	\$5,890
Premium 210kg drum - NZ	\$5,875	\$5,545	\$5,535	\$5,515	\$5,410	n.s.
Premium 1000kg bin - NZ	n.s.	n.s.	\$5,600	\$5,540	\$5,705	n.s.
Average Price (USD / MT, FAS)	\$5,813	\$5,502	\$5,499	\$5,468	\$5,373	\$5,890



Subscribe for historical data

Print page

Change in GDT Price Index from previous event

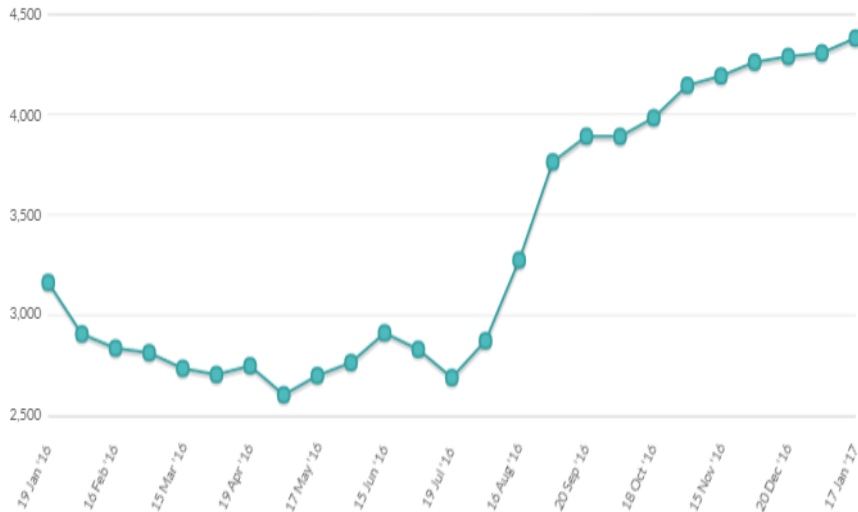
+1.6% 

Average price (USD/MT, FAS)

\$4,382

Butter Prices

[12 months](#) | [5 years](#)



Changes in Butter Price Index

	Contract 1 Feb17	Contract 2 Mar17	Contract 3 Apr17	Contract 4 May17	Contract 5 Jun17	Contract 6 Jul17
Change in Butter Price Index from previous event	+1.7%	+1.1%	+2.1%	+2.0%	-0.1%	+4.9%

A change in GDT Price Index is shown if there is a price available for the last event AND for at least one of the two previous events. "n.a." means that no product was offered or sold, or no price was published for the last event, or on both of the two previous events.

Winning Prices (USD/MT, FAS)

	Contract 1 Feb17	Contract 2 Mar17	Contract 3 Apr17	Contract 4 May17	Contract 5 Jun17	Contract 6 Jul17
Fonterra						
Salted 25kg - NZ	n.s.	\$4,425	n.s.	\$4,365	\$4,245	n.s.
Unsalted 25kg - NZ	\$4,475	\$4,380	\$4,385	\$4,365	\$4,245	\$4,360
Average Price (USD / MT, FAS)	\$4,475	\$4,384	\$4,385	\$4,365	\$4,245	\$4,360



Subscribe for historical data

Print page

Change in GDT Price Index from previous event

-10.1% ↓

Average price (USD/MT, FAS)

\$2,783

Changes in BMP Price Index

	Contract 1 Feb17	Contract 2 Mar17	Contract 3 Apr17	Contract 4 May17	Contract 5 Jun17	Contract 6 Jul17
Change in BMP Price Index from previous event	n.a.	-10.7%	-7.6%	n.a.	n.a.	n.a.

A change in GDT Price Index is shown if there is a price available for the last event AND for at least one of the two previous events. "n.a." means that no product was offered or sold, or no price was published for the last event, or on both of the two previous events.

Butter Milk Powder Prices



Winning Prices (USD/MT, FAS)


	Contract 1 Feb17	Contract 2 Mar17	Contract 3 Apr17	Contract 4 May17	Contract 5 Jun17	Contract 6 Jul17
Fonterra						
UHT - NZ	-	\$2,765	\$2,865	-	-	-
Average Price (USD / MT, FAS)	n.a.	\$2,765	\$2,865	n.a.	n.a.	n.a.



Dairy for life

[Subscribe for historical data](#)
[Print page](#)

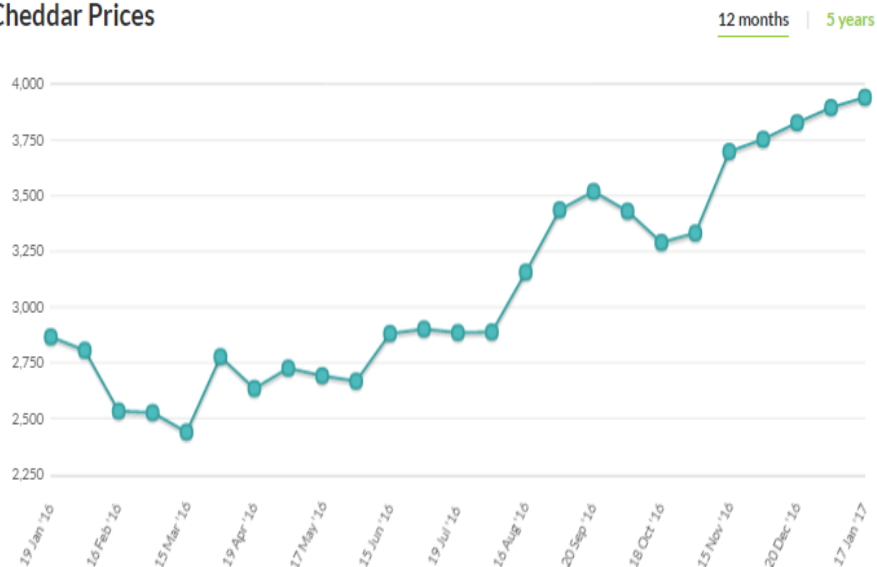
Change in GDT Price Index from previous event

+1.3%


Average price (USD/MT, FAS)

\$3,940

Cheddar Prices



Changes in Ched Price Index

	Contract 1 Feb17	Contract 2 Mar17	Contract 3 Apr17	Contract 4 May17	Contract 5 Jun17	Contract 6 Jul17
Change in Ched Price Index from previous event	-2.2%	+0.0%	+2.0%	+4.3%	-0.6%	n.a.

A change in GDT Price Index is shown if there is a price available for the last event AND for at least one of the two previous events. "n.a." means that no product was offered or sold, or no price was published for the last event, or on both of the two previous events.

Winning Prices (USD/MT, FAS)

	Contract 1 Feb17	Contract 2 Mar17	Contract 3 Apr17	Contract 4 May17	Contract 5 Jun17	Contract 6 Jul17
Fonterra						
Young - NZ	\$4,400	\$3,890	\$3,850	\$3,905	\$4,010	-
Frozen - NZ	n.s.	\$3,940	\$3,900	n.s.	n.s.	-
Average Price (USD / MT, FAS)	\$4,400	\$3,909	\$3,863	\$3,905	\$4,010	n.a.

[Subscribe for historical data](#)
[Print page](#)

Change in GDT Price Index from previous event

-1.7%

Average price (USD/MT, FAS)

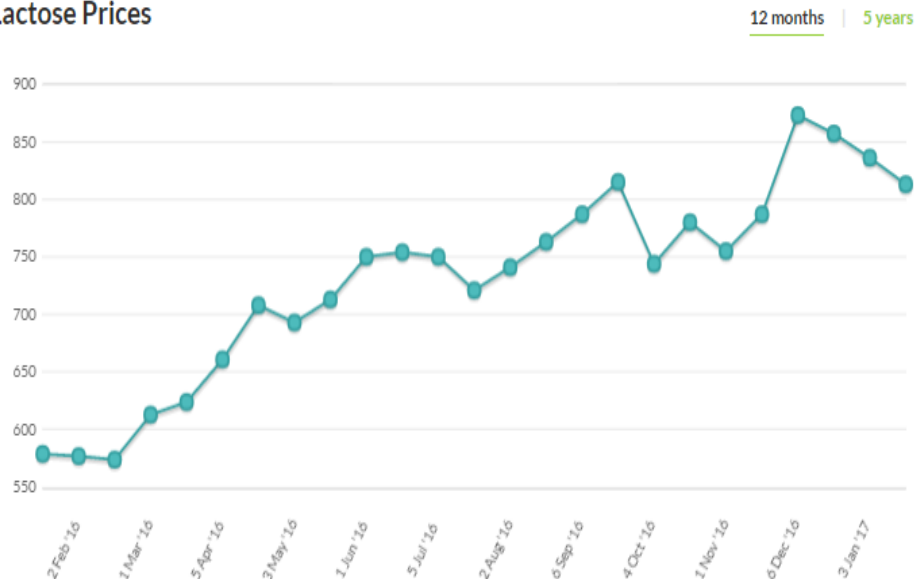
\$813

Changes in LAC Price Index

	Contract 1 Feb17	Contract 2 Mar17	Contract 3 Apr17	Contract 4 May17	Contract 5 Jun17	Contract 6 Jul17
Change in LAC Price Index from previous event	n.a.	-1.7%	n.a.	n.a.	n.a.	n.a.

A change in GDT Price Index is shown if there is a price available for the last event AND for at least one of the two previous events. "n.a." means that no product was offered or sold, or no price was published for the last event, or on both of the two previous events.

Lactose Prices



Winning Prices (USD/MT, FAS)


	Contract 1 Feb17	Contract 2 Mar17	Contract 3 Apr17	Contract 4 May17	Contract 5 Jun17	Contract 6 Jul17
Arla Foods Ing.						
Food-UM - EU	-	n.s.	-	-	-	-
Food-M100 - EU	-	\$790	-	-	-	-
Food-M200 - EU	-	\$865	-	-	-	-
Average Price (USD / MT, FAS)	n.a.	\$813	n.a.	n.a.	n.a.	n.a.


Dairy for life

Subscribe for historical data

Print page

Change in GDT Price Index from previous event

+4.9% 

Average price (USD/MT, FAS)

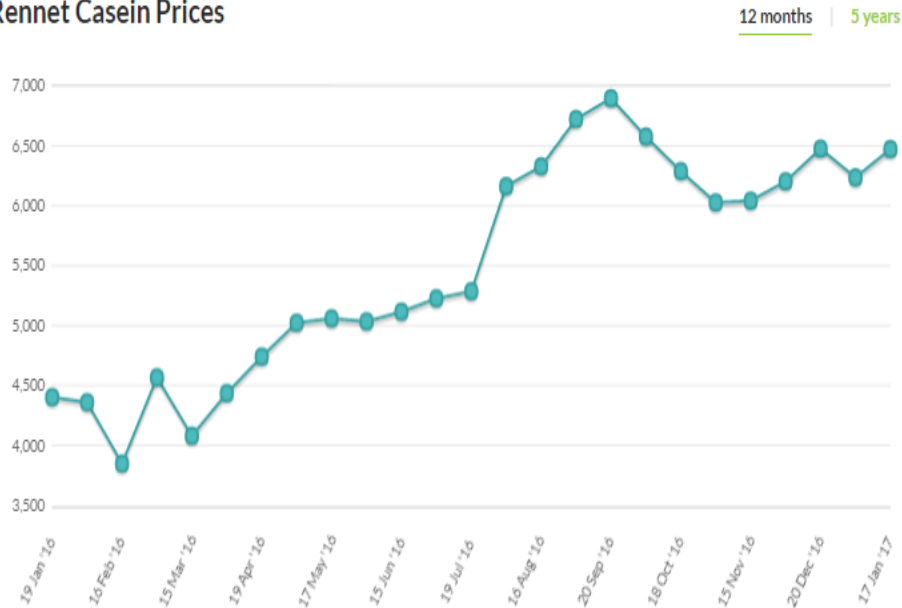
\$6,470

Changes in RenCas Price Index

	Contract 1 Feb17	Contract 2 Mar17	Contract 3 Apr17	Contract 4 May17	Contract 5 Jun17	Contract 6 Jul17
Change in RenCas Price Index from previous event	n.a.	+7.2%	+2.5%	+1.7%	n.a.	n.a.

A change in GDT Price Index is shown if there is a price available for the last event AND for at least one of the two previous events. "n.a." means that no product was offered or sold, or no price was published for the last event, or on both of the two previous events.

Rennet Casein Prices



Winning Prices (USD/MT, FAS)

	Contract 1 Feb17	Contract 2 Mar17	Contract 3 Apr17	Contract 4 May17	Contract 5 Jun17	Contract 6 Jul17
Fonterra						
30# 12% 25kg - NZ	\$6,775	\$6,575	\$6,620	\$6,775	-	-
90# 12% 25kg - NZ	n.s.	\$6,335	\$6,495	n.s.	-	-
Average Price (USD / MT, FAS)	\$6,775	\$6,374	\$6,543	\$6,775	n.a.	n.a.



[Subscribe for historical data](#)
[Print page](#)

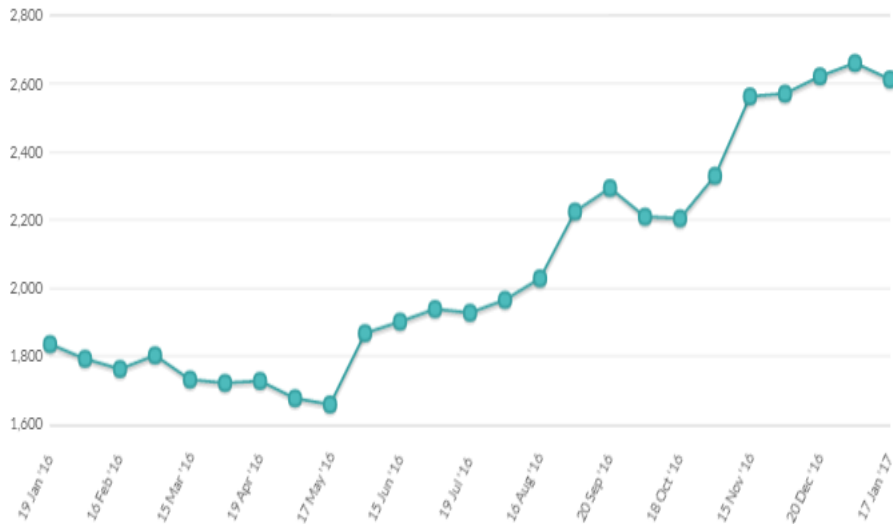
Change in GDT Price Index from previous event

-1.6%

Average price (USD/MT, FAS)

\$2,612

Skim Milk Powder Prices

[12 months](#) | [5 years](#)


Changes in SMP Price Index

	Contract 1 Feb17	Contract 2 Mar17	Contract 3 Apr17	Contract 4 May17	Contract 5 Jun17	Contract 6 Jul17
Change in SMP Price Index from previous event	-1.5%	-1.6%	-2.3%	+0.1%	-2.8%	+0.5%

A change in GDT Price Index is shown if there is a price available for the last event AND for at least one of the two previous events. "n.a." means that no product was offered or sold, or no price was published for the last event, or on both of the two previous events.

Winning Prices (USD/MT, FAS)

	Contract 1 Feb17	Contract 2 Mar17	Contract 3 Apr17	Contract 4 May17	Contract 5 Jun17	Contract 6 Jul17
Amul						
Medium Heat - IN	-	\$3,185	-	-	-	-
Arla						
Low Heat Regular - DE	-	\$2,310	-	-	-	-
Medium Heat Regular - DE	-	\$2,310	-	-	-	-
Medium Heat Regular - EU	-	\$2,310	-	-	-	-
Medium Heat Regular - UK	-	\$2,310	-	-	-	-
Fonterra						
Low Heat - NZ	-	\$2,640	n.s.	n.s.	\$2,575	-
Medium Heat - NZ	\$2,635	\$2,605	\$2,685	\$2,680	\$2,575	\$2,780
Med Heat Guaranteed ATOD - NZ	\$2,660	\$2,665	n.s.	n.s.	n.s.	n.s.
HH Heat Stable - NZ	-	\$2,690	\$2,735	-	-	-
UHT - NZ	-	\$2,690	\$2,735	\$2,745	\$2,625	-
Average Price (USD / MT, FAS)	\$2,636	\$2,563	\$2,694	\$2,688	\$2,578	\$2,780

[Subscribe for historical data](#)
[Print page](#)

Change in GDT Price Index from previous event

-0.1%

Average price (USD/MT, FAS)

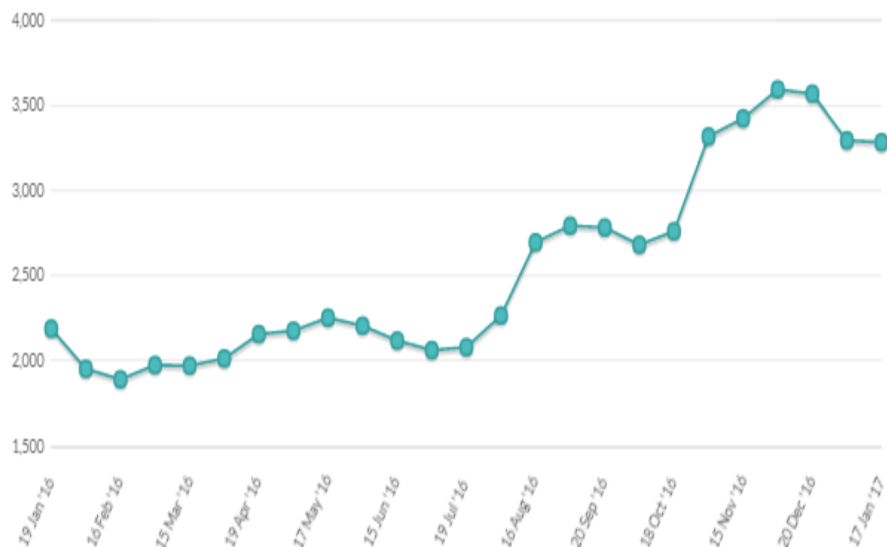
\$3,283

Changes in WMP Price Index

	Contract 1 Feb17	Contract 2 Mar17	Contract 3 Apr17	Contract 4 May17	Contract 5 Jun17	Contract 6 Jul17
Change in WMP Price Index from previous event	+2.0%	+1.2%	-1.1%	-1.5%	-2.0%	-2.9%

A change in GDT Price Index is shown if there is a price available for the last event AND for at least one of the two previous events. "n.a." means that no product was offered or sold, or no price was published for the last event, or on both of the two previous events.

Whole Milk Powder Prices

[12 months](#) | [5 years](#)


Winning Prices (USD/MT, FAS)

	Contract 1 Feb17	Contract 2 Mar17	Contract 3 Apr17	Contract 4 May17	Contract 5 Jun17	Contract 6 Jul17
Fonterra						
Regular - NZ	\$3,295	\$3,255	\$3,270	\$3,255	\$3,290	\$3,325
Regular Guaranteed ATOD - NZ	n.s.	n.s.	n.s.	n.s.	n.s.	n.s.
Instant - NZ	\$3,345	\$3,305	\$3,350	\$3,305	\$3,340	n.s.
UHT - NZ	\$3,370	\$3,330	\$3,375	\$3,330	\$3,365	n.s.
Average Price (USD / MT, FAS)	\$3,299	\$3,269	\$3,297	\$3,270	\$3,304	\$3,325


Dairy for life