


[Subscribe for historical data](#)

[Print page](#)

Change in GDT Price Index
from previous event

-1.0% 

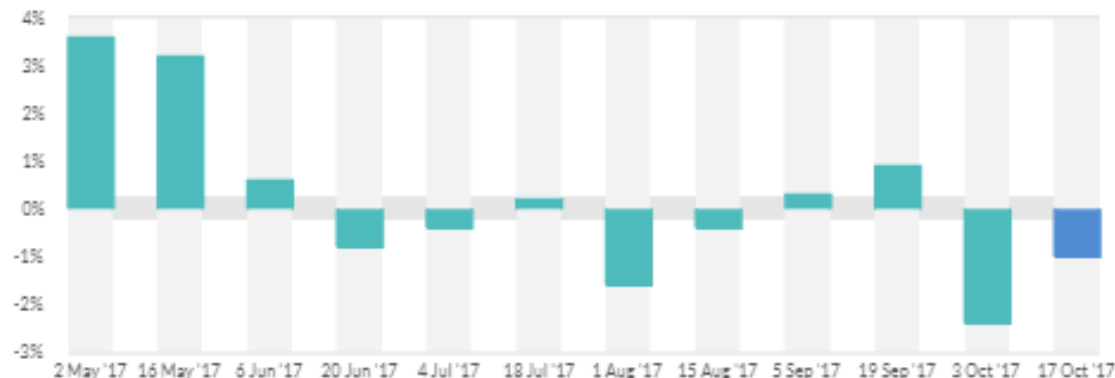
Average price (USD/MT, FAS)

\$3,204



[See the next Trading Event](#)
[View the event calendar >](#)

Change in GDT Price Index



Summary of Results

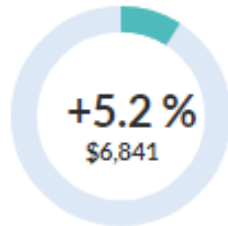
Number of Registered Bidders	544	Number of participating bidders	165
Number of Winning Bidders	137		
Number of Bidding Rounds	16		
Duration of Trading Event (hours:mins)	2:17	Quantity sold (MT)	35,669
Minimum Supply (MT)	32,800		
Maximum Supply (MT)	38,240		



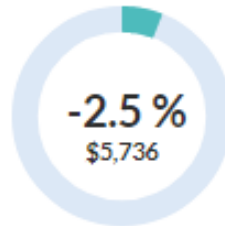
Dairy for life

Products

Anhydrous Milk Fat



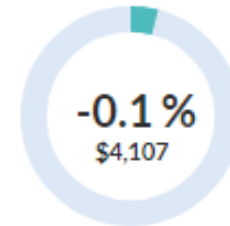
Butter



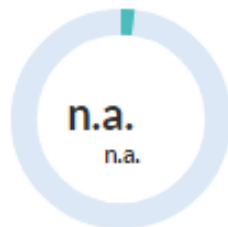
Butter Milk Powder



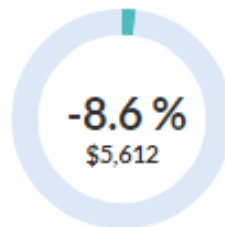
Cheddar



Lactose



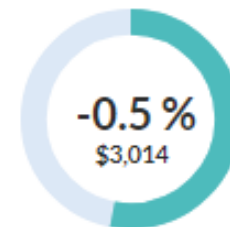
Rennet Casein



Skim Milk Powder



Whole Milk Powder




The shaded dials indicate the proportion of each product group sold versus total quantity sold during the previous 12 months, with a 3 month lag. Figures within the dials represent the percentage change in GDT Price Index and the weighted average price. All information published on this page may be reproduced provided the user acknowledges Global Dairy Trade as the source. See Explanatory Notes below for more detailed definitions.

Subscribe for historical data

Print page

Change in GDT Price Index from previous event

+5.2% 

Average price (USD/MT, FAS)

\$6,841

Changes in AMF Price Index

	Contract 1 Nov17	Contract 2 Dec17	Contract 3 Jan18	Contract 4 Feb18	Contract 5 Mar18	Contract 6 Apr18
Change in AMF Price Index from previous event	+9.0%	+6.3%	+5.1%	+4.2%	+2.2%	n.a.

A change in GDT Price Index is shown if there is a price available for the last event AND for at least one of the two previous events. "n.a." means that no product was offered or sold, or no price was published for the last event, or on both of the two previous events.

Anhydrous Milk Fat Prices

12 months | 5 years



Winning Prices (USD/MT, FAS)

	Contract 1 Nov17	Contract 2 Dec17	Contract 3 Jan18	Contract 4 Feb18	Contract 5 Mar18	Contract 6 Apr18
 Fonterra 						
Regular 210kg drum - NZ/AU	n.s.	\$7,040	\$6,680	\$6,605	\$6,520	-
Premium 210kg drum - NZ	\$7,540	\$7,060	\$6,720	\$6,680	\$6,595	-
Premium 1000kg bin - NZ	n.s.	n.s.	n.s.	n.s.	n.s.	-
Average Price (USD / MT, FAS)	\$7,540	\$7,053	\$6,710	\$6,648	\$6,555	n.a.

'-' means that the product was not offered.

'n.s.' (not sold) means that no product was sold.

'n.p.' (not published) means that product was sold at the starting price, and therefore GDT Events cannot publish the winning price. For an explanation of this rule, see our "FAQ" page.

'n.a.' for the Average Winning Price means that no prices were available for that contract period (for the reasons above), and therefore no average price was applicable.

To view the production information files of the products listed above, please go to the sellers and products page <http://www.globaldairytrade.info/en/gdt-events/gdt-events-sellers-and-products/>




Dairy for life

[Subscribe for historical data](#)

[Print page](#)

Change in GDT Price Index from previous event

-2.5% 

Average price (USD/MT, FAS)

\$5,736

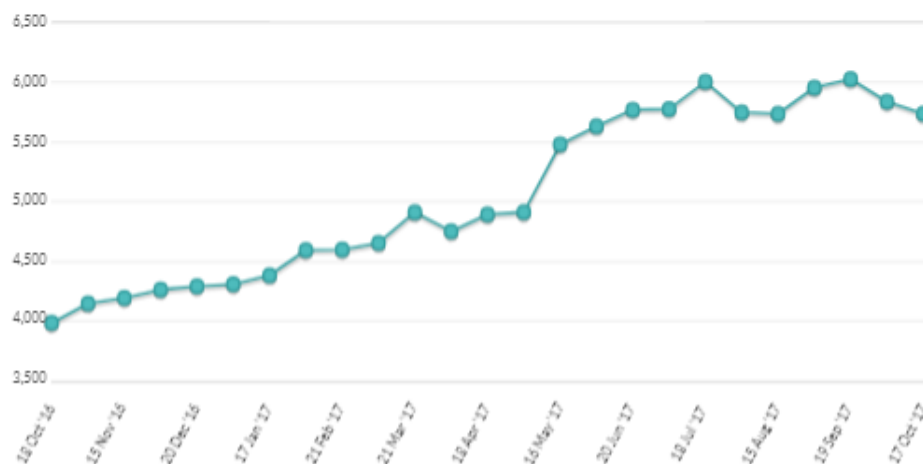
Changes in Butter Price Index

	Contract 1 Nov17	Contract 2 Dec17	Contract 3 Jan18	Contract 4 Feb18	Contract 5 Mar18	Contract 6 Apr18
Change in Butter Price Index from previous event	-0.5%	-1.8%	-4.1%	-2.4%	-3.6%	n.a.

A change in GDT Price Index is shown if there is a price available for the last event AND for at least one of the two previous events. "n.a." means that no product was offered or sold, or no price was published for the last event, or on both of the two previous events.

Butter Prices

[12 months](#) | [5 years](#)



Winning Prices (USD/MT, FAS)

	Contract 1 Nov17	Contract 2 Dec17	Contract 3 Jan18	Contract 4 Feb18	Contract 5 Mar18	Contract 6 Apr18
Fonterra						
Salted 25kg - NZ	n.s.	\$6,075	\$5,410	\$5,385	\$5,335	-
Unsalted 25kg - NZ	\$6,140	\$6,075	\$5,380	\$5,385	\$5,335	-
Average Price (USD / MT, FAS)	\$6,140	\$6,075	\$5,384	\$5,385	\$5,335	n.a.



Results from the latest Trading Event

Event 198 / 17 October 2017

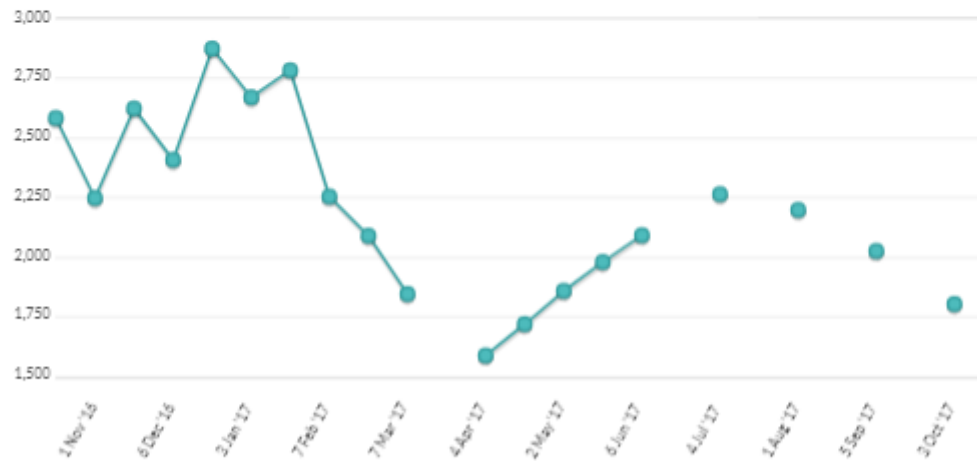
Subscribe for historical data

Print page

Product was not offered

Butter Milk Powder Prices

12 months | 5 years



Product was not offered



Dairy for life

Change in GDT Price Index from previous event

-0.1% ↓

Average price (USD/MT, FAS)

\$4,107

Subscribe for historical data

Print page

Changes in Ched Price Index

	Contract 1 Nov17	Contract 2 Dec17	Contract 3 Jan18	Contract 4 Feb18	Contract 5 Mar18	Contract 6 Apr18
Change in Ched Price Index from previous event	n.a.	+0.2%	-0.4%	+0.1%	-1.1%	n.a.

A change in GDT Price Index is shown if there is a price available for the last event AND for at least one of the two previous events. "n.a." means that no product was offered or sold, or no price was published for the last event, or on both of the two previous events.

Cheddar Prices

12 months | 5 years



Winning Prices (USD/MT, FAS)

	Contract 1 Nov17	Contract 2 Dec17	Contract 3 Jan18	Contract 4 Feb18	Contract 5 Mar18	Contract 6 Apr18
Fonterra						
Young - NZ	\$4,200	\$4,100	\$4,070	\$4,100	\$4,175	-
Frozen - NZ	n.s.	\$4,150	\$4,145	n.s.	n.s.	-
Average Price (USD / MT, FAS)	\$4,200	\$4,110	\$4,079	\$4,100	\$4,175	n.a.



Dairy for life

[Subscribe for historical data](#)

[Print page](#)

Change in GDT Price Index from previous event

n.a.

Average price (USD/MT, FAS)

n.a.

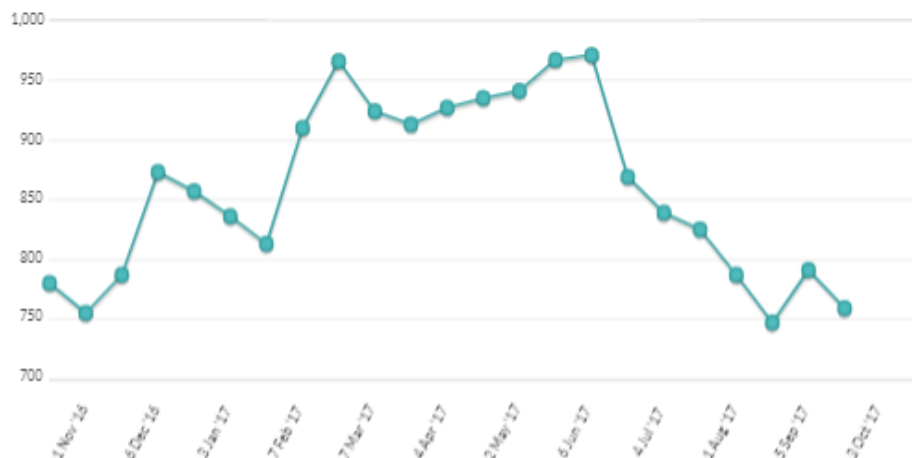
Changes in LAC Price Index

	Contract 1 Nov17	Contract 2 Dec17	Contract 3 Jan18	Contract 4 Feb18	Contract 5 Mar18	Contract 6 Apr18
Change in LAC Price Index from previous event	n.a.	n.a.	n.a.	n.a.	n.a.	n.a.

A change in GDT Price Index is shown if there is a price available for the last event AND for at least one of the two previous events. "n.a." means that no product was offered or sold, or no price was published for the last event, or on both of the two previous events.

Lactose Prices

[12 months](#) | [5 years](#)



Winning Prices (USD/MT, FAS)

	Contract 1 Nov17	Contract 2 Dec17	Contract 3 Jan18	Contract 4 Feb18	Contract 5 Mar18	Contract 6 Apr18
Arla Foods Ing.						
Food-UM - EU	-	n.s.	-	-	-	-
Food-M100 - EU	-	n.p.	-	-	-	-
Food-M200 - EU	-	n.p.	-	-	-	-
Average Price (USD / MT, FAS)	n.a.	n.a.	n.a.	n.a.	n.a.	n.a.



Dairy for life

Subscribe for historical data

Print page

Change in GDT Price Index from previous event

-8.6%

Average price (USD/MT, FAS)

\$5,612

Changes in RenCas Price Index

	Contract 1 Nov17	Contract 2 Dec17	Contract 3 Jan18	Contract 4 Feb18	Contract 5 Mar18	Contract 6 Apr18
Change in RenCas Price Index from previous event	-4.9%	-10.2%	-8.7%	-7.7%	-3.9%	n.a.

A change in GDT Price Index is shown if there is a price available for the last event AND for at least one of the two previous events. "n.a." means that no product was offered or sold, or no price was published for the last event, or on both of the two previous events.

Rennet Casein Prices

[12 months](#) | [5 years](#)



Winning Prices (USD/MT, FAS)

	Contract 1 Nov17	Contract 2 Dec17	Contract 3 Jan18	Contract 4 Feb18	Contract 5 Mar18	Contract 6 Apr18
Fonterra						
30# 12% 25kg - NZ	\$6,140	\$5,950	\$5,975	\$6,105	\$6,320	-
90# 12% 25kg - NZ	\$5,550	\$5,350	\$5,365	\$5,510	\$5,705	-
Average Price (USD / MT, FAS)	\$5,739	\$5,544	\$5,507	\$5,700	\$6,029	n.a.

[Subscribe for historical data](#)

[Print page](#)

Change in GDT Price Index from previous event

-5.6%

Average price (USD/MT, FAS)

\$1,797

Skim Milk Powder Prices

[12 months](#) | [5 years](#)



Changes in SMP Price Index

	Contract 1 Nov17	Contract 2 Dec17	Contract 3 Jan18	Contract 4 Feb18	Contract 5 Mar18	Contract 6 Apr18
Change in SMP Price Index from previous event	-9.0%	-6.0%	-4.5%	-5.7%	-5.6%	n.a.

A change in GDT Price Index is shown if there is a price available for the last event AND for at least one of the two previous events. "n.a." means that no product was offered or sold, or no price was published for the last event, or on both of the two previous events.

Winning Prices (USD/MT, FAS)

	Contract 1 Nov17	Contract 2 Dec17	Contract 3 Jan18	Contract 4 Feb18	Contract 5 Mar18	Contract 6 Apr18
Amul						
Medium Heat - IN	-	n.p.	-	-	-	-
Arla						
Low Heat Regular - DE	-	n.p.	-	-	-	-
Low Heat Regular - SE	-	n.p.	-	-	-	-
Medium Heat Instant - DK	-	n.s.	-	-	-	-
Medium Heat Regular - DE	-	n.s.	-	-	-	-
Medium Heat Regular - DK	-	n.p.	-	-	-	-
Medium Heat Regular - EU	-	n.s.	-	-	-	-
Medium Heat Regular - SE	-	n.s.	-	-	-	-
Medium Heat Regular - UK	-	n.p.	-	-	-	-
Fonterra						
Low Heat - NZ	-	\$1,855	\$1,740	\$1,755	n.s.	-
Medium Heat - NZ	\$1,860	\$1,840	\$1,740	\$1,745	\$1,755	-
Med Heat Guaranteed ATOD - NZ	n.s.	\$1,880	\$1,765	n.s.	n.s.	-
HH Heat Stable - NZ	n.s.	\$1,890	\$1,790	\$1,795	n.s.	-
UHT - NZ	n.s.	\$1,905	\$1,790	\$1,805	\$1,815	-
Average Price (USD / MT, FAS)	\$1,860	\$1,849	\$1,752	\$1,749	\$1,758	n.a.



[Subscribe for historical data](#)

[Print page](#)

Change in GDT Price Index from previous event

-0.5% ↓

Average price (USD/MT, FAS)

\$3,014

Changes in WMP Price Index

	Contract 1 Nov17	Contract 2 Dec17	Contract 3 Jan18	Contract 4 Feb18	Contract 5 Mar18	Contract 6 Apr18
Change in WMP Price Index from previous event	-1.5%	+1.8%	-2.2%	-3.2%	-3.1%	n.a.

A change in GDT Price Index is shown if there is a price available for the last event AND for at least one of the two previous events. "n.a." means that no product was offered or sold, or no price was published for the last event, or on both of the two previous events.

Whole Milk Powder Prices

[12 months](#) | [5 years](#)



Winning Prices (USD/MT, FAS)

	Contract 1 Nov17	Contract 2 Dec17	Contract 3 Jan18	Contract 4 Feb18	Contract 5 Mar18	Contract 6 Apr18
Fonterra						
Regular - NZ	\$3,060	\$3,065	\$2,895	\$2,880	\$2,895	-
Regular Guaranteed ATOD - NZ	\$3,105	n.s.	\$2,940	\$2,925	n.s.	-
Instant - NZ	\$3,165	\$3,190	\$3,000	\$2,985	\$3,000	-
UHT - NZ	n.s.	\$3,160	\$2,990	\$2,955	\$2,970	-
Average Price (USD / MT, FAS)	\$3,083	\$3,071	\$2,936	\$2,923	\$2,935	n.a.



Dairy for life