

## Event 186 / 18 April 2017

[Subscribe for historical data](#)

[Print page](#)

Change in GDT Price Index  
from previous event

**+3.1%** 

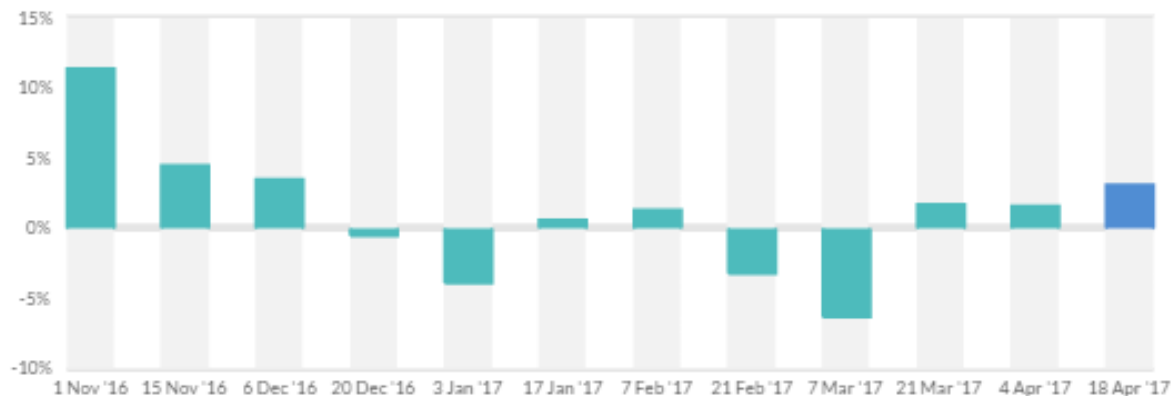
Average price (USD/MT, FAS)

**\$3,139**



[See the next Trading Event](#)  
[View the event calendar >](#)

## Change in GDT Price Index



### Summary of Results

Number of Registered Bidders	541	Number of participating bidders	<b>173</b>
Number of Winning Bidders	130	Quantity sold (MT)	<b>22,927</b>
Number of Bidding Rounds	14		
Duration of Trading Event (hours:mins)	2:05		
Minimum Supply (MT)	20,890		
Maximum Supply (MT)	24,435		



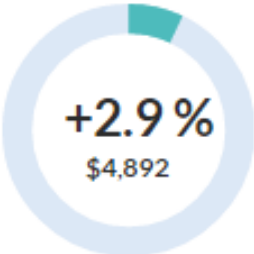
**Dairy for life**

# Products

Anhydrous Milk Fat



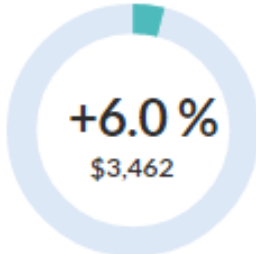
Butter



Butter Milk Powder



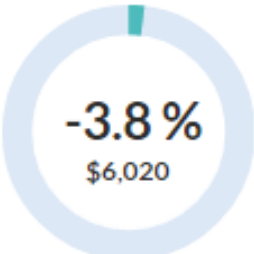
Cheddar



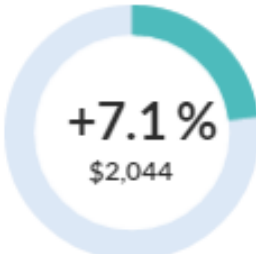
Lactose



Rennet Casein



Skim Milk Powder



Whole Milk Powder




**Dairy for life**

Subscribe for historical data

Print page

Change in GDT Price Index from previous event

**-0.5%** 

Average price (USD/MT, FAS)

**\$5,930**

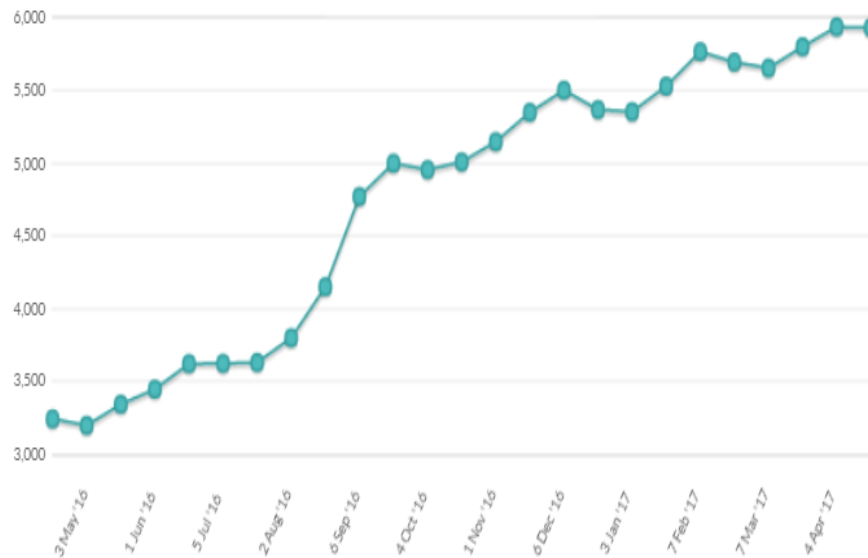
## Changes in AMF Price Index

	Contract 1 May17	Contract 2 Jun17	Contract 3 Jul17	Contract 4 Aug17	Contract 5 Sep17	Contract 6 Oct17
Change in AMF Price Index from previous event	-7.5%	-1.1%	+0.3%	-3.1%	+9.1%	n.a.

A change in GDT Price Index is shown if there is a price available for the last event AND for at least one of the two previous events. "n.a." means that no product was offered or sold, or no price was published for the last event, or on both of the two previous events.

## Anhydrous Milk Fat Prices

12 months | 5 years




## Winning Prices (USD/MT, FAS)

	Contract 1 May17	Contract 2 Jun17	Contract 3 Jul17	Contract 4 Aug17	Contract 5 Sep17	Contract 6 Oct17
<b>Fonterra</b>						
Regular 210kg drum - NZ/AU	\$6,040	\$5,840	\$5,875	\$5,820	\$5,935	-
Premium 210kg drum - NZ	\$6,115	\$5,915	\$5,950	\$5,980	\$6,060	-
Premium 1000kg bin - NZ	n.s.	\$6,035	\$6,065	\$6,095	\$6,085	-
Average Price (USD / MT, FAS)	\$6,068	\$5,881	\$5,958	\$5,881	\$5,998	n.a.



Change in GDT Price Index from previous event

**+2.9%** 

Average price (USD/MT, FAS)

**\$4,892**

Subscribe for historical data

Print page

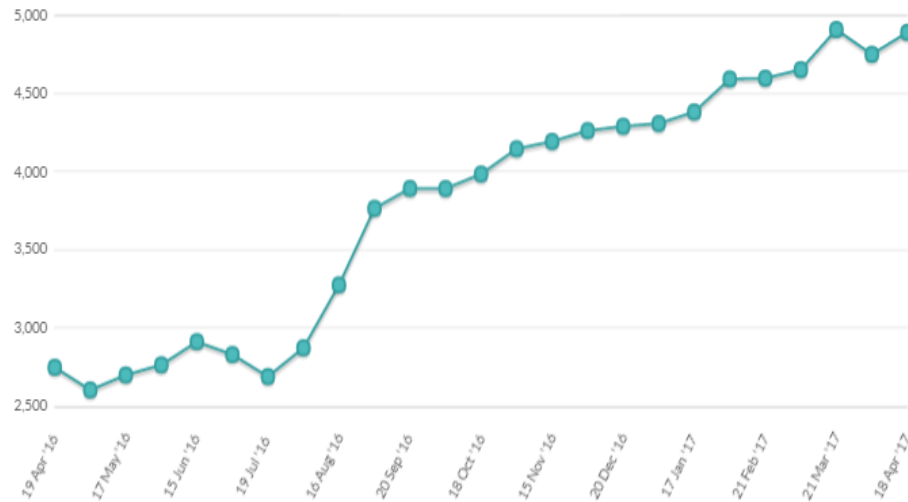
## Changes in Butter Price Index

	Contract 1 May17	Contract 2 Jun17	Contract 3 Jul17	Contract 4 Aug17	Contract 5 Sep17	Contract 6 Oct17
Change in Butter Price Index from previous event	-6.5%	+2.3%	+2.7%	+3.4%	+9.0%	n.a.

A change in GDT Price Index is shown if there is a price available for the last event AND for at least one of the two previous events. "n.a." means that no product was offered or sold, or no price was published for the last event, or on both of the two previous events.

## Butter Prices

12 months | 5 year



## Winning Prices (USD/MT, FAS)

	Contract 1 May17	Contract 2 Jun17	Contract 3 Jul17	Contract 4 Aug17	Contract 5 Sep17	Contract 6 Oct17
<b>Fonterra</b>						
Salted 25kg - NZ	n.s.	n.s.	n.s.	n.s.	n.s.	-
Unsalted 25kg - NZ	\$5,000	\$4,965	\$4,840	\$4,880	\$4,775	-
Average Price (USD / MT, FAS)	\$5,000	\$4,965	\$4,840	\$4,880	\$4,775	n.a.



[Subscribe for historical data](#)
[Print page](#)

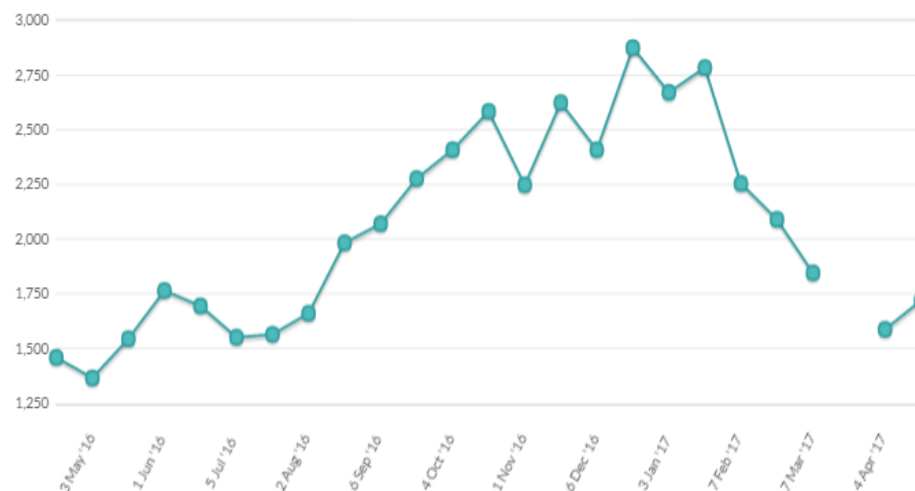
Change in GDT Price Index from previous event

**n.a.**

Average price (USD/MT, FAS)

**\$1,720**

## Butter Milk Powder Prices

[12 months](#) | [5 years](#)


## Changes in BMP Price Index


	Contract 1 May17	Contract 2 Jun17	Contract 3 Jul17	Contract 4 Aug17	Contract 5 Sep17	Contract 6 Oct17
Change in BMP Price Index from previous event	n.a.	n.a.	n.a.	n.a.	n.a.	n.a.

A change in GDT Price Index is shown if there is a price available for the last event AND for at least one of the two previous events. "n.a." means that no product was offered or sold, or no price was published for the last event, or on both of the two previous events.

## Winning Prices (USD/MT, FAS)

	Contract 1 May17	Contract 2 Jun17	Contract 3 Jul17	Contract 4 Aug17	Contract 5 Sep17	Contract 6 Oct17
<b>Arla</b>						
Standard 25kg - EU	-	\$1,720	-	-	-	-
Standard 25kg - SE	-	\$1,720	-	-	-	-
Standard 25kg - UK	-	n.s.	-	-	-	-
Average Price (USD / MT, FAS)	n.a.	\$1,720	n.a.	n.a.	n.a.	n.a.


**Dairy for life**

**+6.0%** 

Average price (USD/MT, FAS)

**\$3,462**

Subscribe for historical data

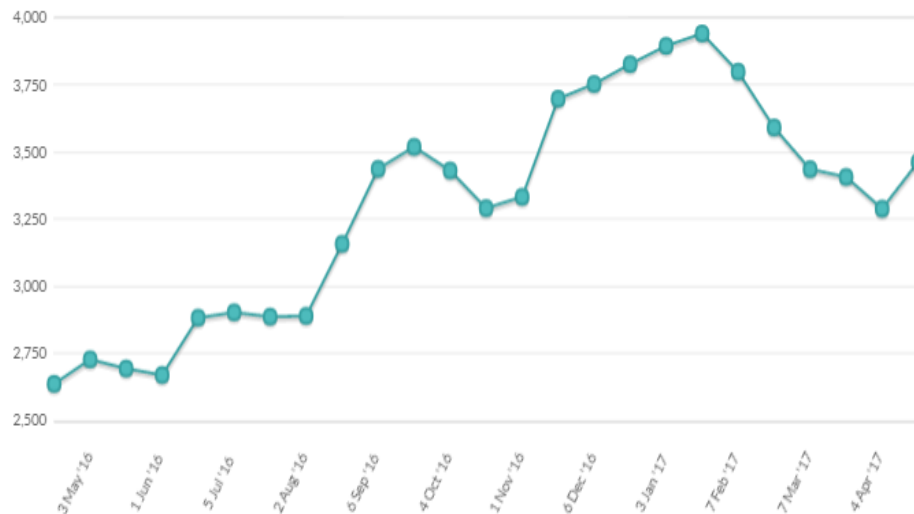
Print page

### Changes in Ched Price Index

	Contract 1 May17	Contract 2 Jun17	Contract 3 Jul17	Contract 4 Aug17	Contract 5 Sep17	Contract 6 Oct17
Change in Ched Price Index from previous event	+7.5%	+5.5%	+4.4%	n.a.	+11.8%	n.a.

### Cheddar Prices

[12 months](#) | [5 years](#)




A change in GDT Price Index is shown if there is a price available for the last event AND for at least one of the two previous events. "n.a." means that no product was offered or sold, or no price was published for the last event, or on both of the two previous events.

### Winning Prices (USD/MT, FAS)

	Contract 1 May17	Contract 2 Jun17	Contract 3 Jul17	Contract 4 Aug17	Contract 5 Sep17	Contract 6 Oct17
<b>Fonterra</b>						
Young - NZ	\$3,495	\$3,400	\$3,420	-	\$3,700	-
Frozen - NZ	\$3,565	\$3,480	\$3,500	-	n.s.	-
Average Price (USD / MT, FAS)	\$3,506	\$3,406	\$3,427	n.a.	\$3,700	n.a.



**Dairy for life**

**+1.2%** 

Average price (USD/MT, FAS)

**\$935**

Subscribe for historical data

Print page

### Changes in LAC Price Index

	Contract 1 May17	Contract 2 Jun17	Contract 3 Jul17	Contract 4 Aug17	Contract 5 Sep17	Contract 6 Oct17
Change in LAC Price Index from previous event	n.a.	+1.2%	n.a.	n.a.	n.a.	n.a.

A change in GDT Price Index is shown if there is a price available for the last event AND for at least one of the two previous events. "n.a." means that no product was offered or sold, or no price was published for the last event, or on both of the two previous events.

### Lactose Prices

12 months | 5 years



### Winning Prices (USD/MT, FAS)

	Contract 1 May17	Contract 2 Jun17	Contract 3 Jul17	Contract 4 Aug17	Contract 5 Sep17	Contract 6 Oct17
<b>Arla Foods Ing.</b>						
Food-UM - EU	-	n.s.	-	-	-	-
Food-M100 - EU	-	\$925	-	-	-	-
Food-M200 - EU	-	\$965	-	-	-	-
Average Price (USD / MT, FAS)	n.a.	\$935	n.a.	n.a.	n.a.	n.a.



**Dairy for life**

**-3.8%** ↓

Average price (USD/MT, FAS)

**\$6,020**

Subscribe for historical data

Print page

### Changes in RenCas Price Index

	Contract 1 May17	Contract 2 Jun17	Contract 3 Jul17	Contract 4 Aug17	Contract 5 Sep17	Contract 6 Oct17
Change in RenCas Price Index from previous event	-10.0%	-2.6%	-3.8%	-4.2%	n.a.	n.a.

### Renet Casein Prices

12 months | 5 years



A change in GDT Price Index is shown if there is a price available for the last event AND for at least one of the two previous events. "n.a." means that no product was offered or sold, or no price was published for the last event, or on both of the two previous events.

### Winning Prices (USD/MT, FAS)

	Contract 1 May17	Contract 2 Jun17	Contract 3 Jul17	Contract 4 Aug17	Contract 5 Sep17	Contract 6 Oct17
<b>Fonterra</b>						
30# 12% 25kg - NZ	\$5,785	\$6,005	\$6,000	\$6,055	-	-
90# 12% 25kg - NZ	\$5,800	\$6,055	\$6,050	\$6,105	-	-
Average Price (USD / MT, FAS)	\$5,794	\$6,048	\$6,029	\$6,090	n.a.	n.a.



**Dairy for life**



Subscribe for historical data

Print page

Change in GDT Price Index from previous event

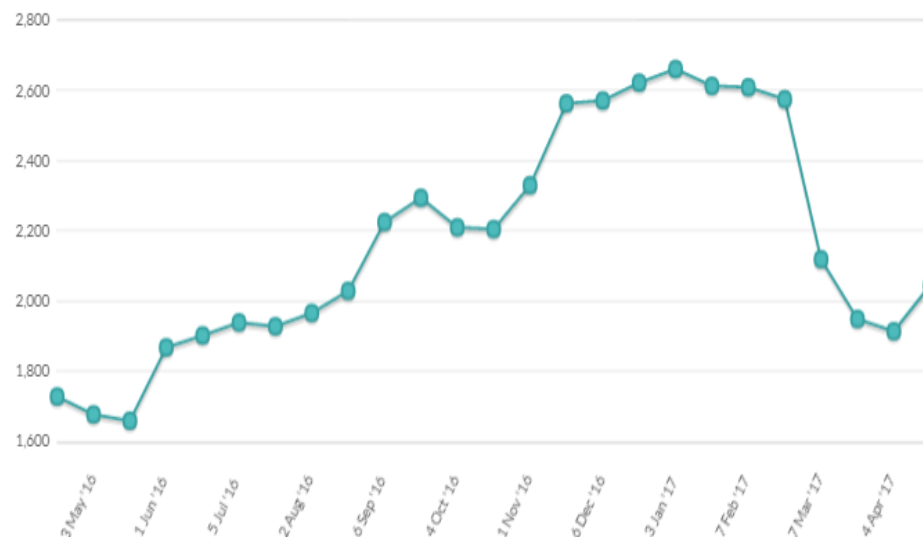
**+7.1%**

Average price (USD/MT, FAS)

**\$2,044**

## Skim Milk Powder Prices

12 months | 5 years



## Changes in SMP Price Index

	Contract 1 May17	Contract 2 Jun17	Contract 3 Jul17	Contract 4 Aug17	Contract 5 Sep17	Contract 6 Oct17
Change in SMP Price Index from previous event	+5.9%	+6.8%	+7.9%	+7.7%	+7.9%	n.a.

A change in GDT Price Index is shown if there is a price available for the last event AND for at least one of the two previous events. "n.a." means that no product was offered or sold, or no price was published for the last event, or on both of the two previous events.

## Winning Prices (USD/MT, FAS)

	Contract 1 May17	Contract 2 Jun17	Contract 3 Jul17	Contract 4 Aug17	Contract 5 Sep17	Contract 6 Oct17
<b>Amul</b>						
Medium Heat - IN	-	n.p.	-	-	-	-
<b>Arla</b>						
Low Heat Regular - DE	-	n.p.	-	-	-	-
Low Heat Regular - SE	-	n.p.	-	-	-	-
Medium Heat Regular - DE	-	n.p.	-	-	-	-
Medium Heat Regular - EU	-	n.p.	-	-	-	-
Medium Heat Regular - SE	-	n.p.	-	-	-	-
Medium Heat Regular - UK	-	n.s.	-	-	-	-
<b>Fonterra</b>						
Low Heat - NZ	\$2,065	n.s.	n.s.	\$2,120	-	-
Medium Heat - NZ	\$2,050	\$2,020	\$2,045	\$2,080	\$2,055	-
Med Heat Guaranteed ATOD - NZ	n.s.	-	-	-	n.s.	-
HH Heat Stable - NZ	n.s.	\$2,165	\$2,110	n.s.	-	-
UHT - NZ	n.s.	\$2,205	\$2,140	\$2,130	-	-
Average Price (USD / MT, FAS)	\$2,051	\$2,033	\$2,051	\$2,089	\$2,055	n.a.



Dairy for life

[Subscribe for historical data](#)
[Print page](#)

Change in GDT Price Index from previous event

**+3.5%** 

Average price (USD/MT, FAS)

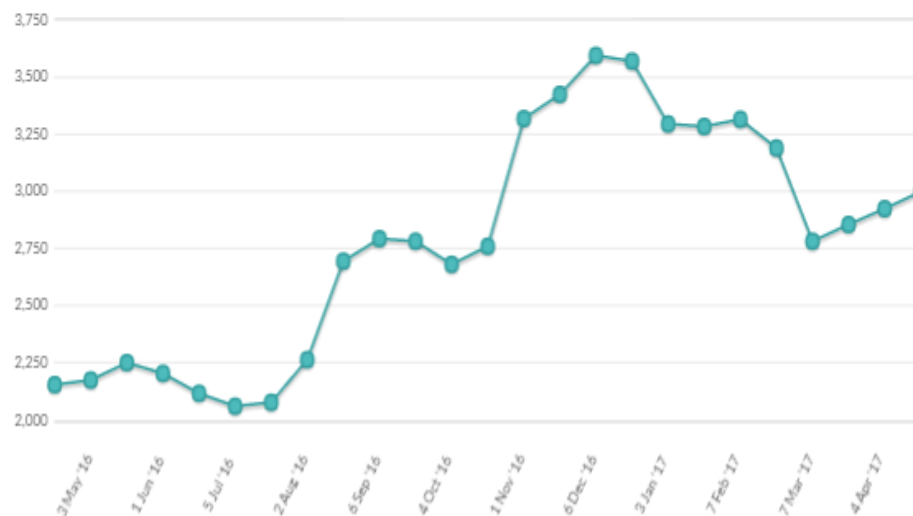
**\$2,998**

## Changes in WMP Price Index

	Contract 1 May17	Contract 2 Jun17	Contract 3 Jul17	Contract 4 Aug17	Contract 5 Sep17	Contract 6 Oct17
Change in WMP Price Index from previous event	+3.3%	+2.1%	+3.8%	+5.6%	+8.1%	n.a.

A change in GDT Price Index is shown if there is a price available for the last event AND for at least one of the two previous events. \*n.a. means that no product was offered or sold, or no price was published for the last event, or on both of the two previous events.

## Whole Milk Powder Prices

[12 months](#)
[5 years](#)


## Winning Prices (USD/MT, FAS)

	Contract 1 May17	Contract 2 Jun17	Contract 3 Jul17	Contract 4 Aug17	Contract 5 Sep17	Contract 6 Oct17
<b>Fonterra</b>						
Regular - NZ	\$3,280	\$3,210	\$3,190	\$3,065	\$3,060	-
Regular Guaranteed ATOD - NZ	n.s.	n.s.	n.s.	n.s.	n.s.	-
Instant - NZ	\$2,795	\$2,730	\$2,815	-	\$3,130	-
UHT - NZ	\$3,355	\$3,285	\$3,265	\$3,185	\$3,155	-
Average Price (USD / MT, FAS)	\$3,039	\$2,961	\$2,980	\$3,069	\$3,073	n.a.

