


[Subscribe for historical data](#)


[Print page](#)

Change in GDT Price Index
from previous event

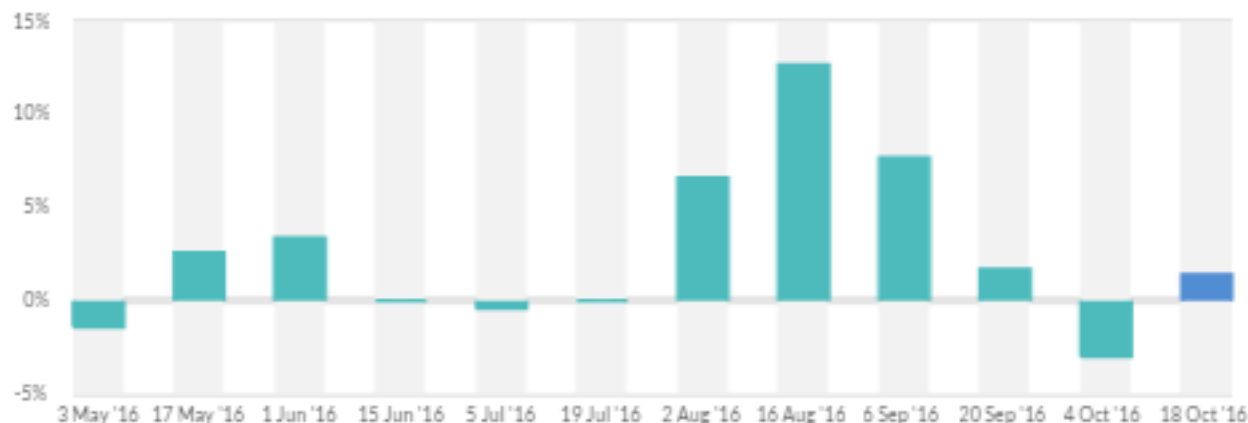
+1.4% 

Average price (USD/MT, FAS)

\$2,965

 [See the next Trading Event](#)
[View the event calendar >](#)

Change in GDT Price Index



Summary of Results

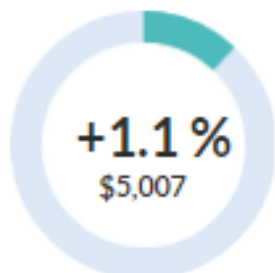
Number of Qualified Bidders	620	Number of participating bidders
Number of Winning Bidders	115	164
Number of Bidding Rounds	10	Quantity sold (MT)
Duration of Trading Event (hours:mins)	1:32	31,525
Minimum Supply (MT)	28,550	
Maximum Supply (MT)	33,080	



Dairy for life

Products

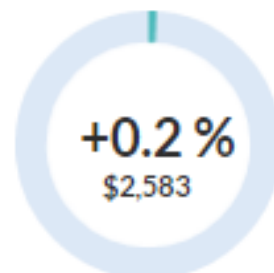
Anhydrous Milk Fat



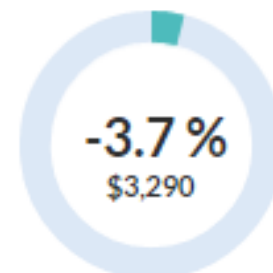
Butter



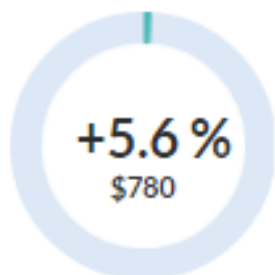
Butter Milk Powder



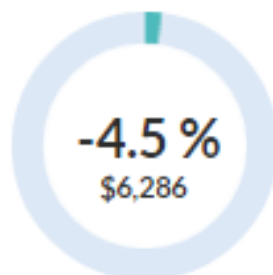
Cheddar



Lactose



Rennet Casein



Skim Milk Powder




Whole Milk Powder



Dairy for life

Change in GDT Price Index from previous event

+1.1% 

Average price (USD/MT, FAS)

\$5,007

[Subscribe for historical data](#)

[Print page](#)

Anhydrous Milk Fat Prices

[12 months](#) | [5 years](#)



Changes in AMF Price Index

	Contract 1 Nov16	Contract 2 Dec16	Contract 3 Jan17	Contract 4 Feb17	Contract 5 Mar17	Contract 6 Apr17
Change in AMF Price Index from previous event	+2.3%	+0.5%	+2.1%	+0.9%	+0.7%	+0.5%

A change in GDT Price Index is shown if there is a price available for the last event AND for at least one of the two previous events. "n.a." means that no product was offered or sold, or no price was published for the last event, or on both of the two previous events.

Winning Prices (USD/MT, FAS)

	Contract 1 Nov16	Contract 2 Dec16	Contract 3 Jan17	Contract 4 Feb17	Contract 5 Mar17	Contract 6 Apr17
 Fonterra 						
Regular 210kg drum - NZ/AU	\$5,130	\$4,970	\$5,000	\$4,860	\$4,895	\$4,965
Premium 210kg drum - NZ	\$5,120	\$5,045	\$5,000	\$4,935	\$4,970	\$5,040
Premium 1000kg bin - NZ	n.s.	\$5,100	\$5,025	\$5,045	\$4,995	n.s.
Average Price (USD / MT, FAS)	\$5,125	\$5,027	\$5,003	\$4,927	\$4,948	\$4,991

' - ' means that the product was not offered.

'n.s.' (not sold) means that no product was sold.


'n.p.' (not published) means that product was sold at the starting price, and therefore GDT Events cannot publish the winning price. For an explanation of this rule, see our "FAQ" page.

'n.a.' for the Average Winning Price means that no prices were available for that contract period (for the reasons above), and therefore no average price was applicable.

To view the production information files of the products listed above, please go to the sellers and products page <http://www.globaldairytrade.info/en/gdt-events/gdt-events-sellers-and-products/>



Dairy for life

+2.6% 

Average price (USD/MT, FAS)

\$3,984[Subscribe for historical data](#)[Print page](#)**Changes in Butter Price Index**


	Contract 1 Nov16	Contract 2 Dec16	Contract 3 Jan17	Contract 4 Feb17	Contract 5 Mar17	Contract 6 Apr17
Change in Butter Price Index from previous event	-4.8%	+0.0%	+4.9%	+4.9%	+7.5%	+2.7%

A change in GDT Price Index is shown if there is a price available for the last event AND for at least one of the two previous events. "n.a." means that no product was offered or sold, or no price was published for the last event, or on both of the two previous events.

Butter Prices[12 months](#) | [5 years](#)**Winning Prices (USD/MT, FAS)**

	Contract 1 Nov16	Contract 2 Dec16	Contract 3 Jan17	Contract 4 Feb17	Contract 5 Mar17	Contract 6 Apr17
Fonterra						
Salted 25kg - NZ	\$4,060	\$4,015	\$3,995	\$3,960	\$3,970	n.s.
Unsalted 25kg - NZ	\$3,995	\$3,990	\$3,995	\$3,960	\$3,970	\$3,975
Average Price (USD / MT, FAS)	\$4,022	\$3,991	\$3,995	\$3,960	\$3,970	\$3,975

**Dairy for life**

+0.2% 

Average price (USD/MT, FAS)

\$2,583[Subscribe for historical data](#)[Print page](#)

Changes in BMP Price Index

	Contract 1 Nov16	Contract 2 Dec16	Contract 3 Jan17	Contract 4 Feb17	Contract 5 Mar17	Contract 6 Apr17
Change in BMP Price Index from previous event	n.a.	-1.3%	+0.8%	+4.8%	n.a.	n.a.

A change in GDT Price Index is shown if there is a price available for the last event AND for at least one of the two previous events. "n.a." means that no product was offered or sold, or no price was published for the last event, or on both of the two previous events.

Butter Milk Powder Prices

[12 months](#) | [5 years](#)

Winning Prices (USD/MT, FAS)

	Contract 1 Nov16	Contract 2 Dec16	Contract 3 Jan17	Contract 4 Feb17	Contract 5 Mar17	Contract 6 Apr17
Fonterra						
UHT - NZ	-	\$2,580	\$2,580	\$2,615	-	-
Average Price (USD / MT, FAS)	n.a.	\$2,580	\$2,580	\$2,615	n.a.	n.a.

**Dairy for life**

-3.7%

Average price (USD/MT, FAS)

\$3,290

Subscribe for historical data

Print page

Changes in Ched Price Index

	Contract 1 Nov16	Contract 2 Dec16	Contract 3 Jan17	Contract 4 Feb17	Contract 5 Mar17	Contract 6 Apr17
Change in Ched Price Index from previous event	-13.9%	-1.9%	-4.3%	-4.0%	-3.8%	n.a.

A change in GDT Price Index is shown if there is a price available for the last event AND for at least one of the two previous events. "n.a." means that no product was offered or sold, or no price was published for the last event, or on both of the two previous events.

Cheddar Prices

12 months | 5 years



Winning Prices (USD/MT, FAS)

	Contract 1 Nov16	Contract 2 Dec16	Contract 3 Jan17	Contract 4 Feb17	Contract 5 Mar17	Contract 6 Apr17
Fonterra						
Young - NZ	n.p.	\$3,290	\$3,255	\$3,265	\$3,445	-
Frozen - NZ	\$3,465	\$3,340	\$3,325	\$3,315	\$3,520	-
Average Price (USD / MT, FAS)	\$3,465	\$3,298	\$3,258	\$3,272	\$3,464	n.a.



+5.6%

Average price (USD/MT, FAS)

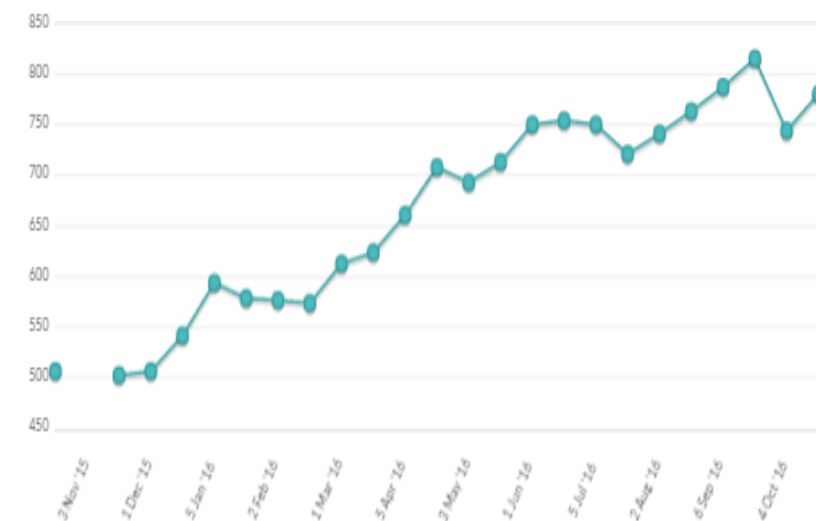
\$780[Subscribe for historical data](#)[Print page](#)

Changes in LAC Price Index

	Contract 1 Nov16	Contract 2 Dec16	Contract 3 Jan17	Contract 4 Feb17	Contract 5 Mar17	Contract 6 Apr17
Change in LAC Price Index from previous event	n.a.	+5.6%	n.a.	n.a.	n.a.	n.a.

A change in GDT Price Index is shown if there is a price available for the last event AND for at least one of the two previous events. "n.a." means that no product was offered or sold, or no price was published for the last event, or on both of the two previous events.

Lactose Prices

[12 months](#) | [5 years](#)

Winning Prices (USD/MT, FAS)

	Contract 1 Nov16	Contract 2 Dec16	Contract 3 Jan17	Contract 4 Feb17	Contract 5 Mar17	Contract 6 Apr17
Arla Foods Ing.						
Food-UM - EU	-	n.s.	-	-	-	-
Food-M100 - EU	-	\$770	-	-	-	-
Food-M200 - EU	-	\$810	-	-	-	-
Average Price (USD / MT, FAS)	n.a.	\$780	n.a.	n.a.	n.a.	n.a.

**Dairy for life**

Change in GDT Price Index from previous event

-4.5%

Average price (USD/MT, FAS)

\$6,286

Subscribe for historical data

Print page

Changes in RenCas Price Index

	Contract 1 Nov16	Contract 2 Dec16	Contract 3 Jan17	Contract 4 Feb17	Contract 5 Mar17	Contract 6 Apr17
Change in RenCas Price Index from previous event	-6.5%	-4.9%	-1.8%	-6.4%	n.a.	n.a.

A change in GDT Price Index is shown if there is a price available for the last event AND for at least one of the two previous events. "n.a." means that no product was offered or sold, or no price was published for the last event, or on both of the two previous events.

Rennet Casein Prices

12 months | 5 years



Winning Prices (USD/MT, FAS)

	Contract 1 Nov16	Contract 2 Dec16	Contract 3 Jan17	Contract 4 Feb17	Contract 5 Mar17	Contract 6 Apr17
Fonterra						
30# 12% 25kg - NZ	\$6,590	\$6,535	\$6,575	\$6,190	-	-
90# 12% 25kg - NZ	n.s.	\$6,155	\$6,425	\$6,185	-	-
Average Price (USD / MT, FAS)	\$6,590	\$6,199	\$6,471	\$6,186	n.a.	n.a.



Dairy for life

-0.3%

Average price (USD/MT, FAS)

\$2,204

Subscribe for historical data

Print page

Changes in SMP Price Index

	Contract 1 Nov16	Contract 2 Dec16	Contract 3 Jan17	Contract 4 Feb17	Contract 5 Mar17	Contract 6 Apr17
Change in SMP Price Index from previous event	-3.6%	-2.1%	+0.7%	+0.9%	+2.9%	+8.6%

A change in GDT Price Index is shown if there is a price available for the last event AND for at least one of the two previous events. "n.a." means that no product was offered or sold, or no price was published for the last event, or on both of the two previous events.

Skim Milk Powder Prices

12 months | 5 years




Winning Prices (USD/MT, FAS)

	Contract 1 Nov16	Contract 2 Dec16	Contract 3 Jan17	Contract 4 Feb17	Contract 5 Mar17	Contract 6 Apr17
Amul						
Medium Heat - IN	-	n.p.	-	-	-	-
Fonterra						
Low Heat - NZ	-	\$2,185	\$2,190	\$2,200	\$2,230	n.s.
Medium Heat - NZ	\$2,170	\$2,170	\$2,190	\$2,200	\$2,230	\$2,460
Med Heat Guaranteed ATOD - NZ	-	\$2,195	n.s.	n.s.	n.s.	n.s.
HH Heat Stable - NZ	-	\$2,220	\$2,240	\$2,250	\$2,300	-
UHT - NZ	-	\$2,235	\$2,255	\$2,270	\$2,300	n.s.
Average Price (USD / MT, FAS)	\$2,170	\$2,182	\$2,203	\$2,213	\$2,240	\$2,460



Dairy for life

Change in GDT Price Index from previous event

+2.9% 

Average price (USD/MT, FAS)

\$2,760

Subscribe for historical data

Print page

Changes in WMP Price Index

	Contract 1 Nov16	Contract 2 Dec16	Contract 3 Jan17	Contract 4 Feb17	Contract 5 Mar17	Contract 6 Apr17
Change in WMP Price Index from previous event	+2.3%	+0.7%	+2.5%	+5.4%	+7.1%	+7.2%

A change in GDT Price Index is shown if there is a price available for the last event AND for at least one of the two previous events. "n.a." means that no product was offered or sold, or no price was published for the last event, or on both of the two previous events.

Whole Milk Powder Prices

12 months | 5 years



Winning Prices (USD/MT, FAS)

	Contract 1 Nov16	Contract 2 Dec16	Contract 3 Jan17	Contract 4 Feb17	Contract 5 Mar17	Contract 6 Apr17
Fonterra						
Regular - NZ	\$2,785	\$2,785	\$2,670	\$2,765	\$2,760	\$2,815
Regular Guaranteed ATOD - NZ	n.s.	n.s.	\$2,695	n.s.	n.s.	\$2,885
Instant - NZ	\$2,865	\$2,835	\$2,720	\$2,815	\$2,810	\$2,865
UHT - NZ	n.s.	\$2,860	\$2,745	\$2,875	n.s.	n.s.
Average Price (USD / MT, FAS)	\$2,791	\$2,791	\$2,687	\$2,783	\$2,780	\$2,834

