

# Results

from last trading event

Print page 

Download historical data 

Event 156  
19 January  
2016

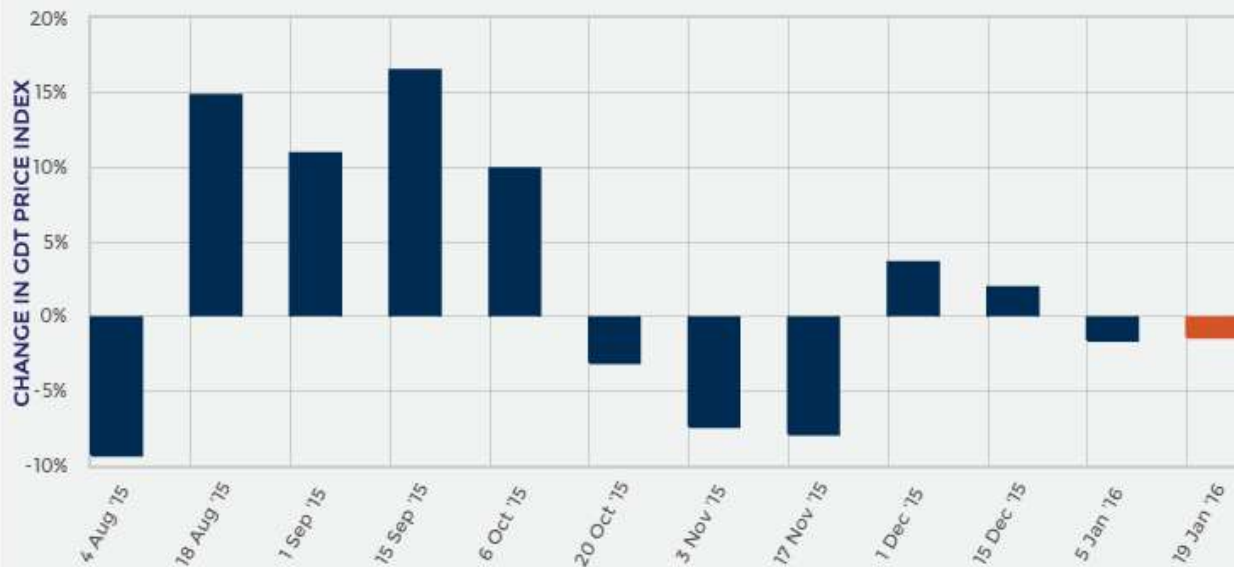
CHANGE IN GDT PRICE INDEX  
FROM PREVIOUS EVENT

**-1.4%** 

AVERAGE PRICE (USD/MT, FAS)

**\$2,405**

## GlobalDairyTrade Price Index



### Summary of Results

Number of Qualified Bidders	616
Number of Winning Bidders	115
Number of Bidding Rounds	11
Duration of Trading Event (hours:mins)	1:47
Minimum Supply (MT)	21,650
Maximum Supply (MT)	23,265

### NUMBER OF PARTICIPATING BIDDERS

**156**

### QUANTITY SOLD (MT)

**21,930**



**Dairy for life**

# Products

Anhydrous  
Milk Fat



Butter



Butter Milk  
Powder



Cheddar



Lactose



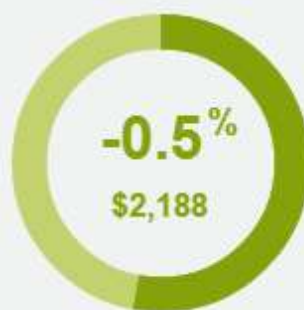
Rennet  
Casein



Skim Milk  
Powder



Whole Milk  
Powder



**Dairy for life**

# Anhydrous Milk Fat

Results from last trading event

Event 156  
19 January  
2016

[Print page](#)

[Download historical data](#)

CHANGE IN GDT PRICE INDEX FROM PREVIOUS EVENT

**+2.4%**

AVERAGE PRICE (USD/MT, FAS)

**\$3,724**

## Anhydrous Milk Fat Prices

[12 months](#) | [5 years](#)



## Changes in AMF Price Index

	Contract 1 Feb16	Contract 2 Mar16	Contract 3 Apr16	Contract 4 May16	Contract 5 Jun16	Contract 6 Jul16
Change in AMF Price Index from previous event	n.a.	+2.8%	+3.0%	+0.4%	+2.4%	+1.2%

A Change in Price Index is shown if there is a price available for the last event AND for at least one of the two previous events. "n.a." means that no product was offered or sold, or no price was published for the last event, or on both of the two previous events.

## Winning Prices (USD/MT, FAS)

	Contract 1 Feb16	Contract 2 Mar16	Contract 3 Apr16	Contract 4 May16	Contract 5 Jun16	Contract 6 Jul16
<b>Fonterra</b>						
Regular 210kg drum - NZ/AU	-	\$3,695	\$3,665	\$3,600	\$3,665	\$3,720
Premium 210kg drum - NZ	-	\$3,770	\$3,740	\$3,675	\$3,740	\$3,795
Premium 1000kg bin - NZ	-	\$3,795	\$3,790	\$3,725	\$3,735	\$3,820
<b>Average Price (USD / MT, FAS)</b>	n.a.	<b>\$3,750</b>	<b>\$3,732</b>	<b>\$3,653</b>	<b>\$3,700</b>	<b>\$3,754</b>



**Dairy for life**

Results from last trading event

Event 156  
19 January  
2016

CHANGE IN GDT PRICE INDEX FROM PREVIOUS EVENT

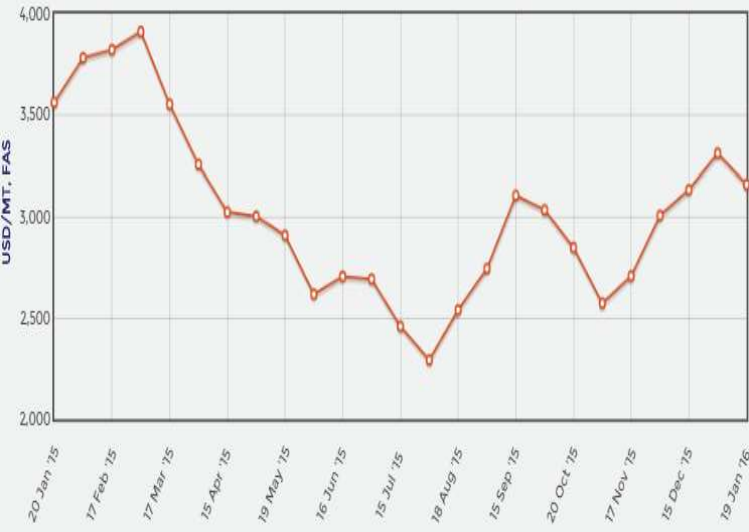
**-5.9%**↓

AVERAGE PRICE (USD/MT, FAS)

**\$3,162**

## Butter Prices

[12 months](#) | [5 years](#)



## Changes in Butter Price Index

	Contract 1 Feb16	Contract 2 Mar16	Contract 3 Apr16	Contract 4 May16	Contract 5 Jun16	Contract 6 Jul16
Change in Butter Price Index from previous event	n.a.	-14.3%	+0.3%	+2.4%	+6.1%	+4.3%

A Change in Price Index is shown if there is a price available for the last event AND for at least one of the two previous events. "n.a." means that no product was offered or sold, or no price was published for the last event, or on both of the two previous events.

## Winning Prices (USD/MT, FAS)

	Contract 1 Feb16	Contract 2 Mar16	Contract 3 Apr16	Contract 4 May16	Contract 5 Jun16	Contract 6 Jul16
<b>Fonterra</b>						
Salted 25kg - NZ	-	\$3,140	\$3,155	\$3,225	n.s.	n.s.
Unsalted 25kg - NZ	-	\$3,140	\$3,155	\$3,205	\$3,205	\$3,275
Average Price (USD / MT, FAS)	n.a.	\$3,140	\$3,155	\$3,206	\$3,205	\$3,275



**Dairy for life**

# Butter Milk Powder

Results from last trading event

Event 156  
19 January  
2016

[Print page](#) [Download historical data](#)

CHANGE IN GDT PRICE INDEX FROM PREVIOUS EVENT

**+2.7%**

AVERAGE PRICE (USD/MT, FAS)

**\$1,620**

## Butter Milk Powder Prices

[12 months](#) | [5 years](#)



## Changes in BMP Price Index

	Contract 1 Feb16	Contract 2 Mar16	Contract 3 Apr16	Contract 4 May16	Contract 5 Jun16	Contract 6 Jul16
Change in BMP Price Index from previous event	n.a.	+3.5%	-0.6%	n.a.	n.a.	n.a.

A Change in Price Index is shown if there is a price available for the last event AND for at least one of the two previous events. "n.a." means that no product was offered or sold, or no price was published for the last event, or on both of the two previous events.

## Winning Prices (USD/MT, FAS)

	Contract 1 Feb16	Contract 2 Mar16	Contract 3 Apr16	Contract 4 May16	Contract 5 Jun16	Contract 6 Jul16
<b>Fonterra</b>						
UHT - NZ	-	\$1,620	\$1,620	-	-	-
Average Price (USD / MT, FAS)	n.a.	\$1,620	\$1,620	n.a.	n.a.	n.a.



**Dairy for life**

Results from last trading event

Event 156  
19 January  
2016

CHANGE IN CDT PRICE INDEX FROM PREVIOUS EVENT

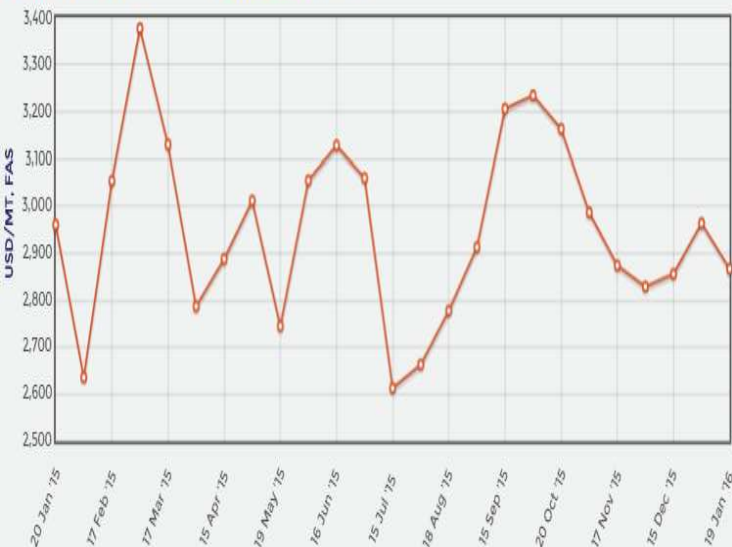
**-3.4%**

AVERAGE PRICE (USD/MT, FAS)

**\$2,867**

Cheddar Prices

12 months | 5 years



## Changes in Ched Price Index

	Contract 1 Feb16	Contract 2 Mar16	Contract 3 Apr16	Contract 4 May16	Contract 5 Jun16	Contract 6 Jul16
Change in Ched Price Index from previous event	n.a.	-5.2%	-3.8%	-1.2%	n.a.	n.a.

A Change in Price Index is shown if there is a price available for the last event AND for at least one of the two previous events. "n.a." means that no product was offered or sold, or no price was published for the last event, or on both of the two previous events.

## Winning Prices (USD/MT, FAS)

	Contract 1 Feb16	Contract 2 Mar16	Contract 3 Apr16	Contract 4 May16	Contract 5 Jun16	Contract 6 Jul16
<b>Fonterra</b>						
Young - NZ	-	\$2,790	\$2,830	\$2,925	-	-
Frozen - NZ	-	\$2,865	\$2,900	\$2,935	-	-
Average Price (USD / MT, FAS)	n.a.	\$2,815	\$2,859	\$2,928	n.a.	n.a.



Results from last trading event

Event 156  
**19 January**  
 2016

CHANGE IN GDT PRICE INDEX FROM PREVIOUS EVENT

**-1.7%** ↓

AVERAGE PRICE (USD/MT, FAS)

**\$579**

## Lactose Prices

[12 months](#) | [5 years](#)



## Changes in LAC Price Index

	Contract 1 Feb16	Contract 2 Mar16	Contract 3 Apr16	Contract 4 May16	Contract 5 Jun16	Contract 6 Jul16
Change in LAC Price Index from previous event	n.a.	-1.7%	n.a.	n.a.	n.a.	n.a.

A Change in Price Index is shown if there is a price available for the last event AND for at least one of the two previous events. "n.a." means that no product was offered or sold, or no price was published for the last event, or on both of the two previous events.

## Winning Prices (USD/MT, FAS)

	Contract 1 Feb16	Contract 2 Mar16	Contract 3 Apr16	Contract 4 May16	Contract 5 Jun16	Contract 6 Jul16
<b>Arla Foods Ing.</b>						
Food-UM - EU	-	\$570	-	-	-	-
Food-M100 - EU	-	\$580	-	-	-	-
Food-M200 - EU	-	\$610	-	-	-	-
<b>Average Price (USD / MT, FAS)</b>	n.a.	<b>\$579</b>	n.a.	n.a.	n.a.	n.a.



**Dairy for life**

# Rennet Casein

[Print page](#)
[Download historical data](#)

Results from last trading event

CHANGE IN GDT PRICE INDEX FROM PREVIOUS EVENT

# -7.8%

AVERAGE PRICE (USD/MT, FAS)

# \$4,405

## Rennet Casein Prices

[12 months](#) | [5 years](#)



## Changes in RenCas Price Index

	Contract 1 Feb16	Contract 2 Mar16	Contract 3 Apr16	Contract 4 May16	Contract 5 Jun16	Contract 6 Jul16
Change in RenCas Price Index from previous event.	n.a.	-6.5%	-8.4%	n.a.	n.a.	n.a.

A Change in Price Index is shown if there is a price available for the last event AND for at least one of the two previous events. "n.a." means that no product was offered or sold, or no price was published for the last event, or on both of the two previous events.

## Winning Prices (USD/MT, FAS)

	Contract 1 Feb16	Contract 2 Mar16	Contract 3 Apr16	Contract 4 May16	Contract 5 Jun16	Contract 6 Jul16
<b>Fonterra</b>						
30# 12% 25kg - NZ	-	\$4,585	\$4,780	-	-	-
90# 12% 25kg - NZ	-	n.p.	\$4,195	-	-	-
Average Price (USD / MT, FAS)	n.a.	\$4,585	\$4,325	n.a.	n.a.	n.a.



**Dairy for life**



# Skim Milk Powder

Print page Download historical data

CHANGE IN GDT PRICE INDEX FROM PREVIOUS EVENT

# -3.2%↓

AVERAGE PRICE (USD/MT, FAS)

# \$1,835

Results from last trading event

Event 156

## 19 January

2016

### Skim Milk Powder Prices

[12 months](#) | [5 years](#)



### Changes in SMP Price Index

	Contract 1 Feb16	Contract 2 Mar16	Contract 3 Apr16	Contract 4 May16	Contract 5 Jun16	Contract 6 Jul16
Change in SMP Price Index from previous event	-6.3%	-2.2%	-5.5%	-3.6%	-1.7%	+2.6%

A Change in Price Index is shown if there is a price available for the last event AND for at least one of the two previous events. "n.a." means that no product was offered or sold, or no price was published for the last event, or on both of the two previous events.

### Winning Prices (USD/MT, FAS)

	Contract 1 Feb16	Contract 2 Mar16	Contract 3 Apr16	Contract 4 May16	Contract 5 Jun16	Contract 6 Jul16
<b>Amul</b>						
Medium Heat - IN	-	n.p.	n.p.	-	-	-
<b>Arla</b>						
Low Heat Regular - DE	-	n.p.	-	-	-	-
Low Heat Regular - SE	-	n.p.	-	-	-	-
Medium Heat Regular - DE	-	n.p.	-	-	-	-
Medium Heat Regular - DK	-	n.s.	-	-	-	-
Medium Heat Regular - EU	-	n.p.	-	-	-	-
Medium Heat Regular - SE	-	n.s.	-	-	-	-
Medium Heat Regular - UK	-	n.s.	-	-	-	-
<b>Fonterra</b>						
Low Heat - NZ	n.s.	\$1,835	\$1,795	\$1,865	\$1,930	n.s.
Medium Heat - AU	\$1,690	\$1,710	\$1,775	\$1,780	-	-
Medium Heat - NZ	\$1,790	\$1,835	\$1,795	\$1,800	\$1,880	\$1,970
Med Heat Guaranteed ATOD - NZ	n.s.	n.s.	n.s.	n.s.	n.s.	n.s.
HH Heat Stable - NZ	\$1,840	\$1,885	\$1,845	\$1,850	n.s.	-
UHT - NZ	\$1,875	\$1,885	\$1,860	\$1,850	\$1,930	\$2,040
<b>Average Price (USD / MT, FAS)</b>	<b>\$1,771</b>	<b>\$1,843</b>	<b>\$1,806</b>	<b>\$1,811</b>	<b>\$1,895</b>	<b>\$1,985</b>



**Dairy for life**

# Whole Milk Powder

[Print page](#)
[Download historical data](#)

CHANGE IN GDT PRICE INDEX FROM PREVIOUS EVENT

# -0.5%

AVERAGE PRICE (USD/MT, FAS)

# \$2,188

Results from last trading event

Event 156

## 19 January

2016

### Whole Milk Powder Prices

[12 months](#) | [5 years](#)



### Changes in WMP Price Index

	Contract 1 Feb16	Contract 2 Mar16	Contract 3 Apr16	Contract 4 May16	Contract 5 Jun16	Contract 6 Jul16
Change in WMP Price Index from previous event	n.a.	-3.7%	+0.9%	+1.8%	+2.4%	+9.1%

A Change in Price Index is shown if there is a price available for the last event AND for at least one of the two previous events. "n.a." means that no product was offered or sold, or no price was published for the last event, or on both of the two previous events.

### Winning Prices (USD/MT, FAS)

	Contract 1 Feb16	Contract 2 Mar16	Contract 3 Apr16	Contract 4 May16	Contract 5 Jun16	Contract 6 Jul16
<b> Fonterra </b>						
Regular - NZ	-	\$2,090	\$2,190	\$2,290	\$2,285	\$2,465
Regular Guaranteed ATOD - NZ	-	\$2,135	\$2,230	\$2,335	\$2,310	n.s.
Instant - NZ	-	\$2,140	\$2,240	\$2,340	\$2,335	n.s.
UHT - NZ	-	\$2,165	\$2,265	\$2,365	\$2,360	n.s.
Average Price (USD / MT, FAS)	n.a.	\$2,097	\$2,209	\$2,305	\$2,297	\$2,465



**Dairy for life**

# Sweet Whey Powder

Print page 

Download historical data 

## SWP no longer offered on GDT

SWP no longer offered on GDT

### Sweet Whey Powder Prices

[12 months](#) | [5 years](#)

