

Results

from last trading event

[Print page](#)

[Download historical data](#)

Event 162
19 April
2016

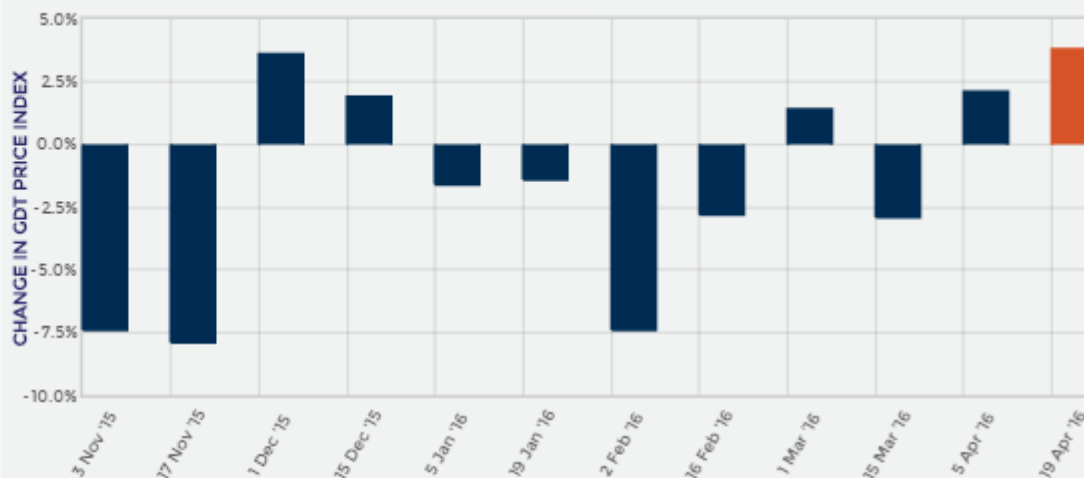
CHANGE IN GDT PRICE INDEX
FROM PREVIOUS EVENT

+3.8% ↑

AVERAGE PRICE (USD/MT, FAS)

\$2,263

GlobalDairyTrade Price Index



Summary of Results

Number of Qualified Bidders	617
Number of Winning Bidders	114
Number of Bidding Rounds	13
Duration of Trading Event (hours:mins)	1:58
Minimum Supply (MT)	19,904
Maximum Supply (MT)	22,569

NUMBER OF PARTICIPATING BIDDERS

163

QUANTITY SOLD (MT)

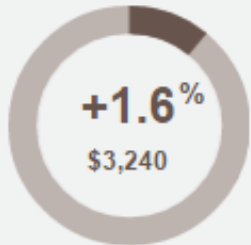
21,206



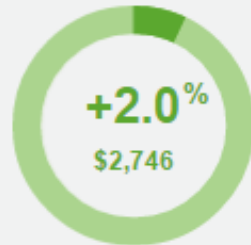
Dairy for life

Products

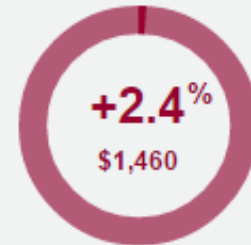
Anhydrous
Milk Fat



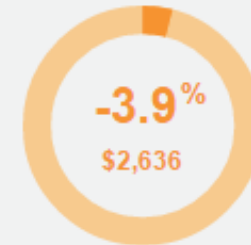
Butter



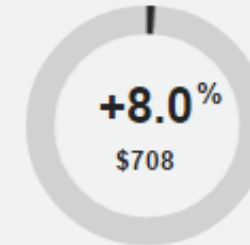
Butter Milk
Powder



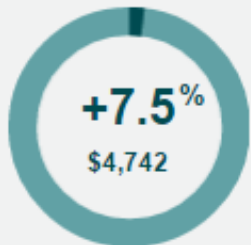
Cheddar



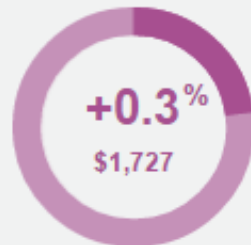
Lactose



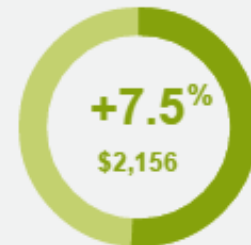
Rennet
Casein



Skim Milk
Powder



Whole Milk
Powder



Anhydrous Milk Fat

Results from last trading event

Event 162
19 April
2016

[Print page](#) [Download historical data](#)

CHANGE IN GDT PRICE INDEX FROM PREVIOUS EVENT

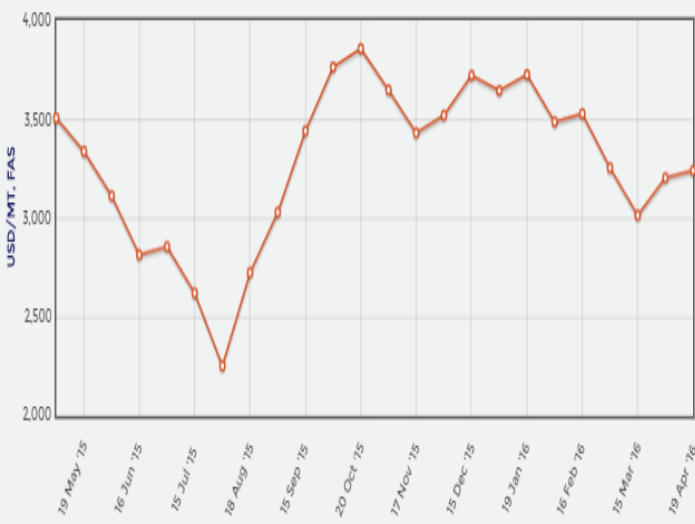
+1.6%

AVERAGE PRICE (USD/MT, FAS)

\$3,240

Anhydrous Milk Fat Prices

12 months | 5 years



Changes in AMF Price Index

	Contract 1 May16	Contract 2 Jun16	Contract 3 Jul16	Contract 4 Aug16	Contract 5 Sep16	Contract 6 Oct16
Change in AMF Price Index from previous event	+7.6%	+4.4%	-2.7%	+2.5%	+2.0%	-12.7%

A Change in Price Index is shown if there is a price available for the last event AND for at least one of the two previous events. "n.a." means that no product was offered or sold, or no price was published for the last event, or on both of the two previous events.

Winning Prices (USD/MT, FAS)

	Contract 1 May16	Contract 2 Jun16	Contract 3 Jul16	Contract 4 Aug16	Contract 5 Sep16	Contract 6 Oct16
Fonterra						
Regular 210kg drum - NZ/AU	\$3,195	\$3,210	\$3,200	\$3,205	\$3,195	\$3,235
Premium 210kg drum - NZ	\$3,270	\$3,285	\$3,275	\$3,280	\$3,270	\$3,310
Premium 1000kg bin - NZ	\$3,320	\$3,330	n.s.	n.s.	\$3,355	\$3,355
Average Price (USD / MT, FAS)	\$3,231	\$3,254	\$3,225	\$3,226	\$3,231	\$3,275



Dairy for life

Results from last trading event

Event 162
19 April
 2016

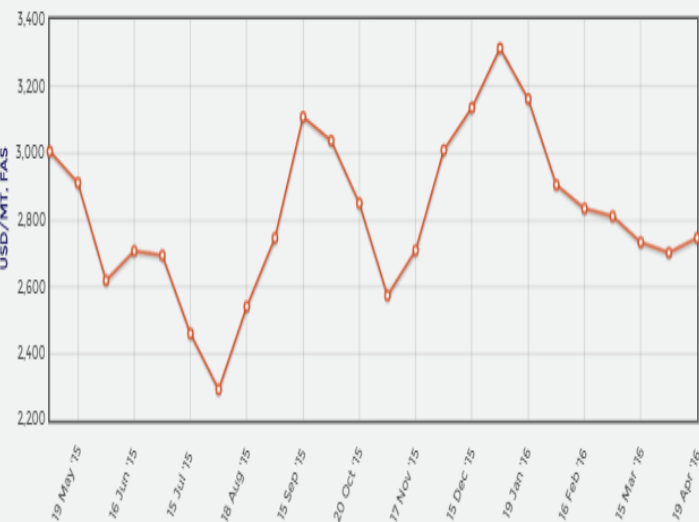
CHANGE IN CDT PRICE INDEX FROM PREVIOUS EVENT

+2.0%

AVERAGE PRICE (USD/MT, FAS)

\$2,746

Butter Prices [12 months](#) | [5 years](#)



Changes in Butter Price Index

	Contract 1 May16	Contract 2 Jun16	Contract 3 Jul16	Contract 4 Aug16	Contract 5 Sep16	Contract 6 Oct16
Change in Butter Price Index from previous event	+0.9%	+6.1%	-0.8%	-0.5%	+0.8%	-0.3%

A Change in Price Index is shown if there is a price available for the last event AND for at least one of the two previous events. "n.a." means that no product was offered or sold, or no price was published for the last event, or on both of the two previous events.

Winning Prices (USD/MT, FAS)

	Contract 1 May16	Contract 2 Jun16	Contract 3 Jul16	Contract 4 Aug16	Contract 5 Sep16	Contract 6 Oct16
Fonterra						
Salted 25kg - NZ	n.s.	\$2,755	\$2,760	n.s.	\$2,885	\$2,915
Unsalted 25kg - NZ	\$2,690	\$2,730	\$2,715	\$2,785	\$2,835	\$2,885
Average Price (USD / MT, FAS)	\$2,690	\$2,731	\$2,718	\$2,785	\$2,849	\$2,892



Dairy for life

Butter Milk Powder

Results from last trading event

Event 162
19 April
2016

[Print page](#)

[Download historical data](#)

CHANGE IN CDT PRICE INDEX FROM PREVIOUS EVENT

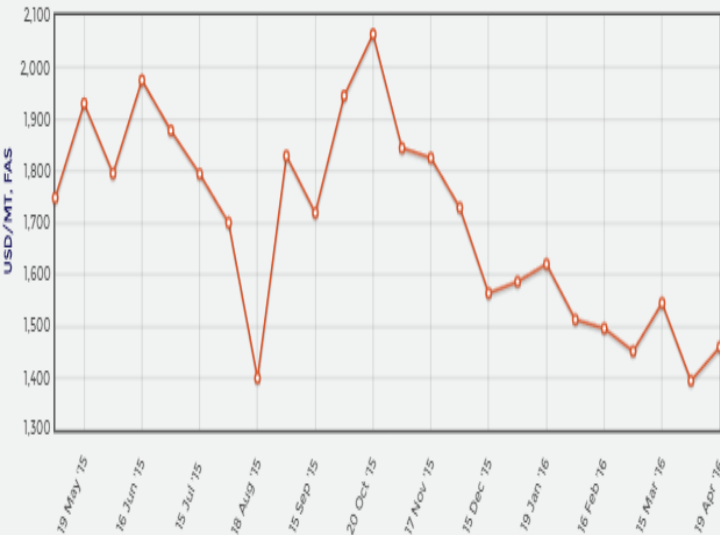
+2.4%

AVERAGE PRICE (USD/MT, FAS)

\$1,460

Butter Milk Powder Prices

[12 months](#) | [5 years](#)



Changes in BMP Price Index

	Contract 1 May16	Contract 2 Jun16	Contract 3 Jul16	Contract 4 Aug16	Contract 5 Sep16	Contract 6 Oct16
Change in BMP Price Index from previous event	n.a.	+2.4%	+2.0%	n.a.	n.a.	n.a.

A Change in Price Index is shown if there is a price available for the last event AND for at least one of the two previous events. "n.a." means that no product was offered or sold, or no price was published for the last event, or on both of the two previous events.

Winning Prices (USD/MT, FAS)

	Contract 1 May16	Contract 2 Jun16	Contract 3 Jul16	Contract 4 Aug16	Contract 5 Sep16	Contract 6 Oct16
Arla						
Standard 25kg - EU	-	\$1,380	-	-	-	-
Standard 25kg - SE	-	\$1,380	-	-	-	-
Standard 25kg - UK	-	\$1,380	-	-	-	-
Fonterra						
UHT - NZ	-	\$1,475	\$1,500	-	-	-
Average Price (USD / MT, FAS)	n.a.	\$1,446	\$1,500	n.a.	n.a.	n.a.



Dairy for life

Results from last trading event

Event 162
19 April
2016

CHANGE IN CDT PRICE INDEX FROM PREVIOUS EVENT

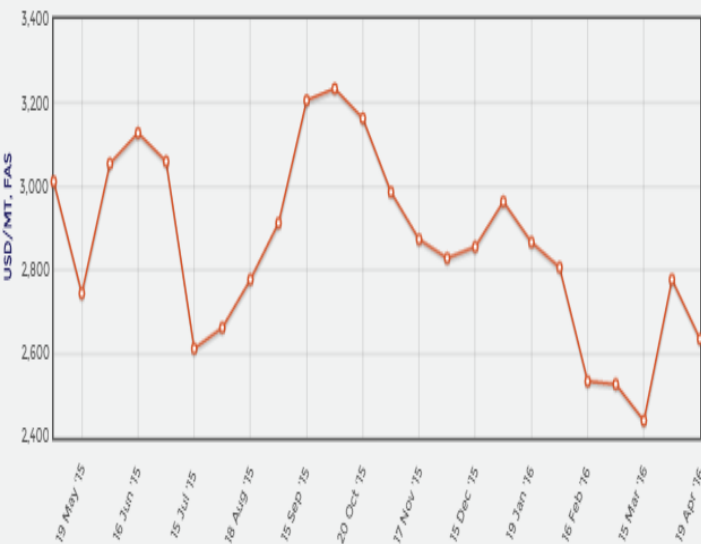
-3.9%

AVERAGE PRICE (USD/MT, FAS)

\$2,636

Cheddar Prices

[12 months](#) | [5 years](#)



Changes in Ched Price Index

	Contract 1 May16	Contract 2 Jun16	Contract 3 Jul16	Contract 4 Aug16	Contract 5 Sep16	Contract 6 Oct16
Change in Ched Price Index from previous event	-4.2%	-3.6%	-4.0%	n.a.	n.a.	n.a.

A Change in Price Index is shown if there is a price available for the last event AND for at least one of the two previous events. "n.a." means that no product was offered or sold, or no price was published for the last event, or on both of the two previous events.

Winning Prices (USD/MT, FAS)

	Contract 1 May16	Contract 2 Jun16	Contract 3 Jul16	Contract 4 Aug16	Contract 5 Sep16	Contract 6 Oct16
Fonterra						
Young - NZ	\$2,750	\$2,660	\$2,590	-	-	-
Frozen - NZ	n.s.	n.s.	\$2,655	-	-	-
Average Price (USD / MT, FAS)	\$2,750	\$2,660	\$2,595	n.a.	n.a.	n.a.



Dairy for life

Lactose

[Print page](#)
[Download historical data](#)

Results from last trading event

Event 162
19 April
2016

CHANGE IN CDT PRICE INDEX FROM PREVIOUS EVENT

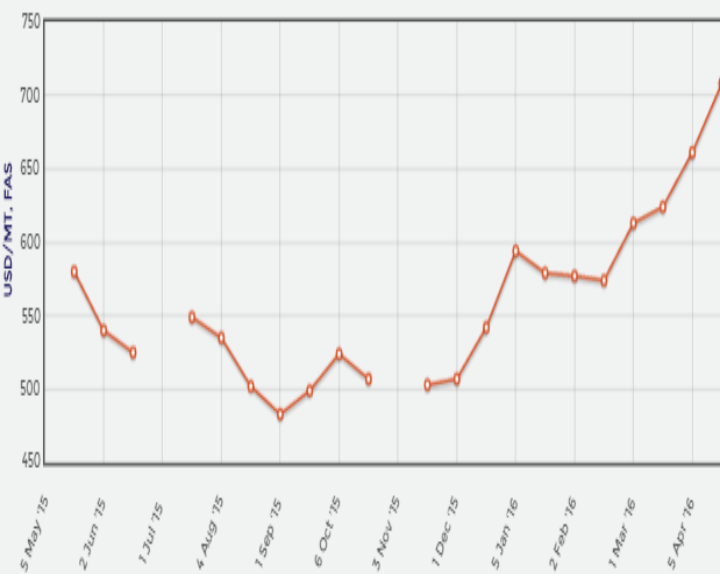
+8.0%

AVERAGE PRICE (USD/MT, FAS)

\$708

Lactose Prices

12 months | 5 years



Changes in LAC Price Index

	Contract 1 May16	Contract 2 Jun16	Contract 3 Jul16	Contract 4 Aug16	Contract 5 Sep16	Contract 6 Oct16
Change in LAC Price Index from previous event	n.a.	+8.0%	n.a.	n.a.	n.a.	n.a.

A Change in Price Index is shown if there is a price available for the last event AND for at least one of the two previous events. "n.a." means that no product was offered or sold, or no price was published for the last event, or on both of the two previous events.

Winning Prices (USD/MT, FAS)

	Contract 1 May16	Contract 2 Jun16	Contract 3 Jul16	Contract 4 Aug16	Contract 5 Sep16	Contract 6 Oct16
Arla Foods Ing.						
Food-UM - EU	-	\$695	-	-	-	-
Food-M100 - EU	-	\$705	-	-	-	-
Food-M200 - EU	-	\$735	-	-	-	-
Average Price (USD / MT, FAS)	n.a.	\$708	n.a.	n.a.	n.a.	n.a.



Dairy for life

Rennet Casein

[Print page](#)
[Download historical data](#)

Results from last trading event

Event 162
19 April
2016

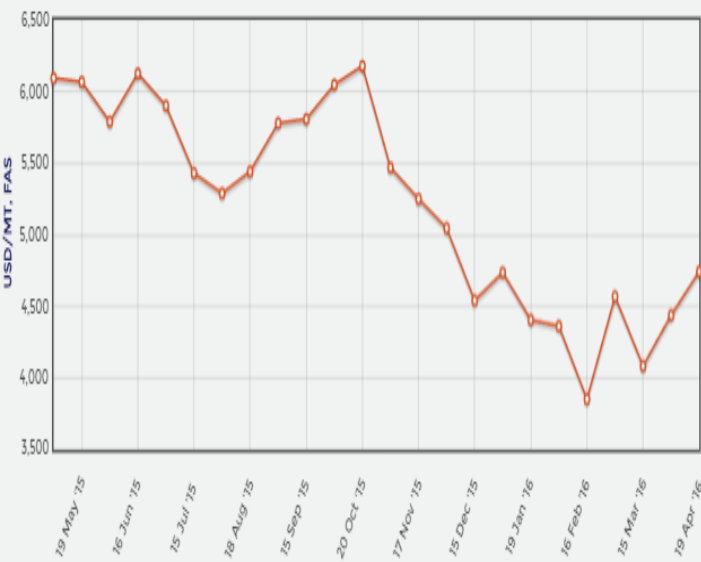
CHANGE IN CDT PRICE INDEX FROM PREVIOUS EVENT

+7.5%

AVERAGE PRICE (USD/MT, FAS)

\$4,742

Rennet Casein Prices [12 months](#) | [5 years](#)



Changes in RenCas Price Index

	Contract 1 May16	Contract 2 Jun16	Contract 3 Jul16	Contract 4 Aug16	Contract 5 Sep16	Contract 6 Oct16
Change in RenCas Price Index from previous event	+11.4%	+7.5%	+5.3%	n.a.	n.a.	n.a.

A Change in Price Index is shown if there is a price available for the last event AND for at least one of the two previous events. "n.a." means that no product was offered or sold, or no price was published for the last event, or on both of the two previous events.

Winning Prices (USD/MT, FAS)

	Contract 1 May16	Contract 2 Jun16	Contract 3 Jul16	Contract 4 Aug16	Contract 5 Sep16	Contract 6 Oct16
Fonterra						
30# 12% 25kg - NZ	\$5,540	\$5,440	\$5,370	-	-	-
90# 12% 25kg - NZ	\$4,705	\$4,670	\$4,590	-	-	-
Average Price (USD / MT, FAS)	\$4,901	\$4,729	\$4,690	n.a.	n.a.	n.a.



Dairy for life

Skim Milk Powder

Results from last trading event

Event 162
19 April
2016

Print page

Download historical data

CHANGE IN GDT PRICE INDEX FROM PREVIOUS EVENT

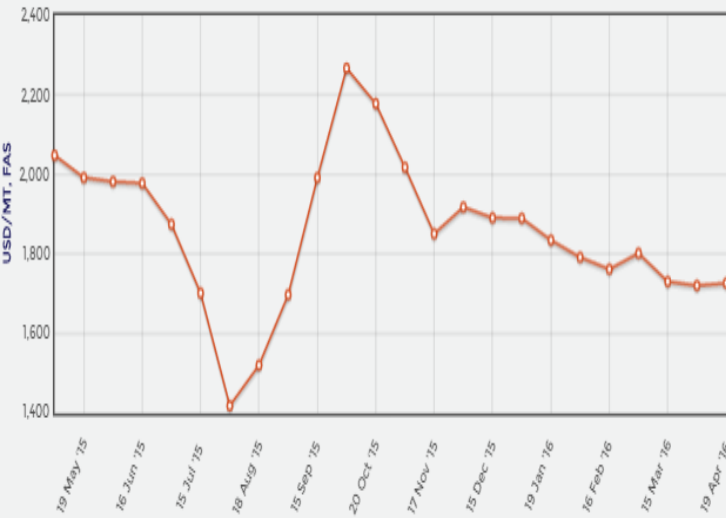
+0.3%

AVERAGE PRICE (USD/MT, FAS)

\$1,727

Skim Milk Powder Prices

12 months | 5 years



Changes in SMP Price Index

	Contract 1 May16	Contract 2 Jun16	Contract 3 Jul16	Contract 4 Aug16	Contract 5 Sep16	Contract 6 Oct16
Change in SMP Price Index from previous event	+1.6%	-0.3%	-0.5%	0.0%	+4.2%	+3.1%

A Change in Price Index is shown if there is a price available for the last event AND for at least one of the two previous events. "n.a." means that no product was offered or sold, or no price was published for the last event, or on both of the two previous events.

Winning Prices (USD/MT, FAS)

	Contract 1 May16	Contract 2 Jun16	Contract 3 Jul16	Contract 4 Aug16	Contract 5 Sep16	Contract 6 Oct16
Amul						
Medium Heat - IN	-	\$2,815	-	-	-	-
Arla						
Low Heat Regular - DE	-	n.p.	-	-	-	-
Low Heat Regular - SE	-	n.s.	-	-	-	-
Medium Heat Regular - DE	-	n.s.	-	-	-	-
Medium Heat Regular - DK	-	n.p.	-	-	-	-
Medium Heat Regular - EU	-	n.s.	-	-	-	-
Medium Heat Regular - SE	-	n.s.	-	-	-	-
Medium Heat Regular - UK	-	n.s.	-	-	-	-
Fonterra						
Low Heat - NZ	\$1,750	\$1,685	\$1,745	\$1,770	\$1,790	n.s.
Medium Heat - AU	\$1,725	\$1,710	\$1,740	\$1,715	-	-
Medium Heat - NZ	\$1,750	\$1,685	\$1,695	\$1,770	\$1,800	\$1,850
Med Heat Guaranteed ATOD - NZ	n.s.	\$1,730	\$1,730	\$1,810	\$1,815	\$1,860
UHT - NZ	-	-	-	-	-	\$1,900
Average Price (USD / MT, FAS)	\$1,744	\$1,711	\$1,704	\$1,758	\$1,800	\$1,881



Dairy for life

Whole Milk Powder

Results from last trading event

Event 162
19 April
2016

Print page

Download historical data

CHANGE IN CDT PRICE INDEX FROM PREVIOUS EVENT

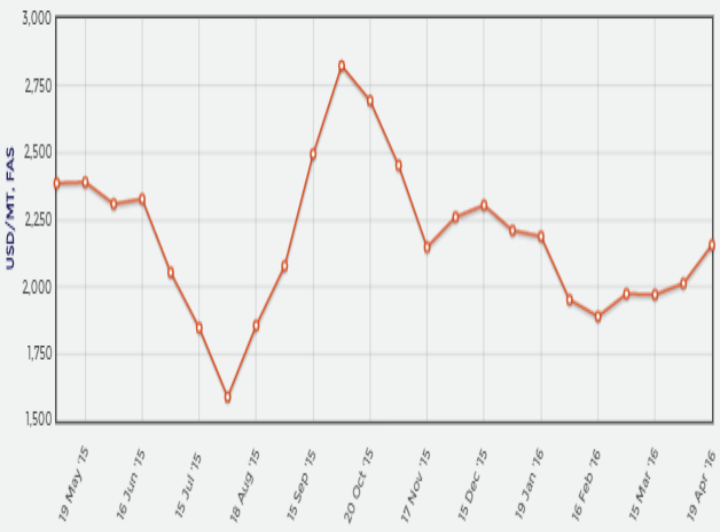
+7.5%

AVERAGE PRICE (USD/MT, FAS)

\$2,156

Whole Milk Powder Prices

12 months | 5 years



Changes in WMP Price Index

	Contract 1 May16	Contract 2 Jun16	Contract 3 Jul16	Contract 4 Aug16	Contract 5 Sep16	Contract 6 Oct16
Change in WMP Price Index from previous event	+5.2%	+6.6%	+9.4%	+8.6%	+10.0%	+8.3%

A Change in Price Index is shown if there is a price available for the last event AND for at least one of the two previous events. "n.a." means that no product was offered or sold, or no price was published for the last event, or on both of the two previous events.

Winning Prices (USD/MT, FAS)

	Contract 1 May16	Contract 2 Jun16	Contract 3 Jul16	Contract 4 Aug16	Contract 5 Sep16	Contract 6 Oct16
Fonterra						
Regular - NZ	\$2,110	\$2,075	\$2,165	\$2,230	\$2,300	\$2,270
Regular Guaranteed ATOD - NZ	n.s.	n.s.	n.s.	n.s.	n.s.	n.s.
Instant - NZ	\$2,160	\$2,125	\$2,215	\$2,280	\$2,350	\$2,320
UHT - NZ	\$2,185	\$2,150	\$2,240	\$2,305	\$2,375	\$2,345
Average Price (USD / MT, FAS)	\$2,139	\$2,104	\$2,194	\$2,249	\$2,331	\$2,294



Dairy for life

Sweet Whey Powder

Print page 

Download historical data 

SWP no longer offered on GDT

SWP no longer offered on GDT

Sweet Whey Powder Prices

[12 months](#) | [5 years](#)

