

Event 168 / 19 July 2016

[Subscribe for historical data](#)

[Print page](#)

Change in GDT Price Index
from previous event

0.0%

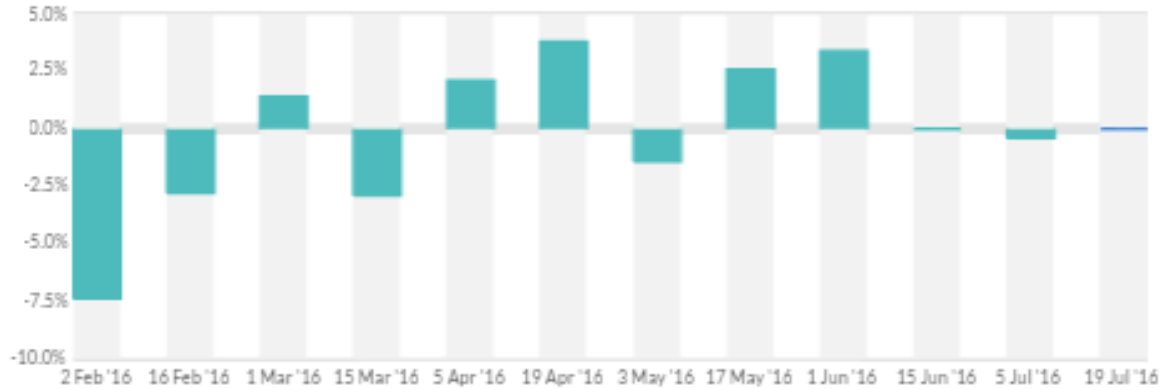
Average price (USD/MT, FAS)

\$2,336



[See the next Trading Event](#)
[View the event calendar >](#)

Change in GDT Price Index



Summary of Results

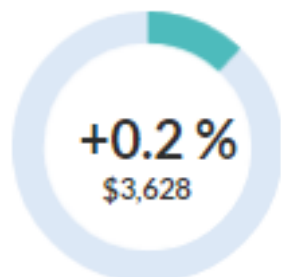
Number of Qualified Bidders	603	Number of participating bidders
Number of Winning Bidders	133	168
Number of Bidding Rounds	13	Quantity sold (MT)
Duration of Trading Event (hours:mins)	2:00	31,348
Minimum Supply (MT)	29,195	
Maximum Supply (MT)	33,620	



Dairy for life

Products

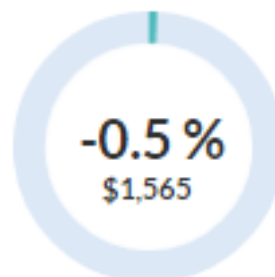
Anhydrous Milk Fat



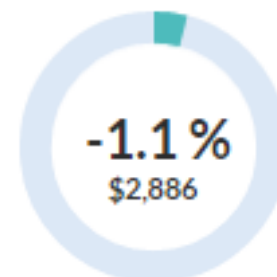
Butter



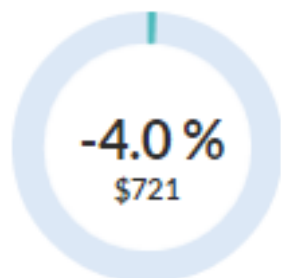
Butter Milk Powder



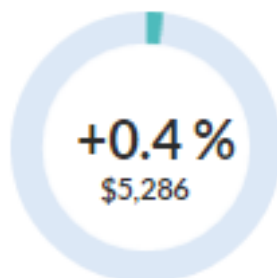
Cheddar



Lactose



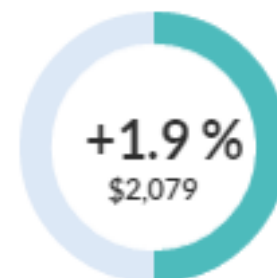
Rennet Casein



Skim Milk Powder




Whole Milk Powder



The shaded dials indicate the proportion of each product group sold versus total quantity sold during the previous 12 months, with a 3 month lag. Figures within the dials represent the percentage change in GDT Price Index and the weighted average price. All information published on this page may be reproduced provided the user acknowledges Global Dairy Trade as the source. See Explanatory Notes below for more detailed definitions.

Change in GDT Price Index from previous event

+0.2% 

Average price (USD/MT, FAS)

\$3,628

Subscribe for historical data

Print page

Changes in AMF Price Index

	Contract 1 Aug16	Contract 2 Sep16	Contract 3 Oct16	Contract 4 Nov16	Contract 5 Dec16	Contract 6 Jan17
Change in AMF Price Index from previous event	-8.8%	-1.0%	+0.9%	+2.0%	+3.8%	+1.7%

A change in GDT Price Index is shown if there is a price available for the last event AND for at least one of the two previous events. "n.a." means that no product was offered or sold, or no price was published for the last event, or on both of the two previous events.

Anhydrous Milk Fat Prices

12 months | 5 years



Winning Prices (USD/MT, FAS)

	Contract 1 Aug16	Contract 2 Sep16	Contract 3 Oct16	Contract 4 Nov16	Contract 5 Dec16	Contract 6 Jan17
Fonterra						
Regular 210kg drum - NZ/AU	\$3,645	\$3,610	\$3,575	\$3,545	\$3,550	\$3,510
Premium 210kg drum - NZ	\$3,720	\$3,685	\$3,650	\$3,620	\$3,625	\$3,585
Premium 1000kg bin - NZ	n.s.	n.s.	\$3,705	\$3,645	n.s.	\$3,740
Average Price (USD / MT, FAS)	\$3,716	\$3,654	\$3,630	\$3,586	\$3,596	\$3,603



Dairy for life

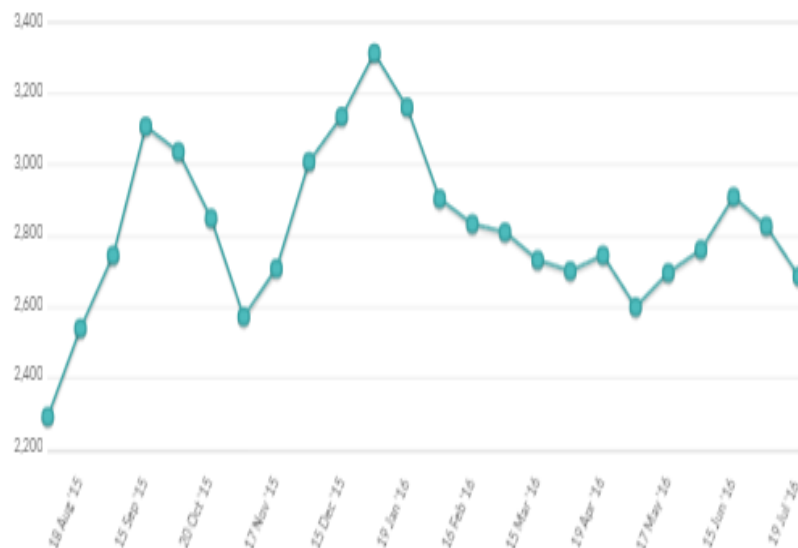
-5.0% ↓

Average price (USD/MT, FAS)

\$2,687[Subscribe for historical data](#)[Print page](#)

Butter Prices

12 months | 5 years



Changes in Butter Price Index

	Contract 1 Aug16	Contract 2 Sep16	Contract 3 Oct16	Contract 4 Nov16	Contract 5 Dec16	Contract 6 Jan17
Change in Butter Price Index from previous event	-4.7%	-11.5%	-4.3%	-0.5%	-0.2%	+1.0%

A change in GDT Price Index is shown if there is a price available for the last event AND for at least one of the two previous events. "n.a." means that no product was offered or sold, or no price was published for the last event, or on both of the two previous events.

Winning Prices (USD/MT, FAS)

	Contract 1 Aug16	Contract 2 Sep16	Contract 3 Oct16	Contract 4 Nov16	Contract 5 Dec16	Contract 6 Jan17
Fonterra						
Salted 25kg - NZ	n.s.	\$2,610	\$2,660	\$2,715	n.s.	n.s.
Unsalted 25kg - NZ	\$3,015	\$2,610	\$2,630	\$2,715	\$2,785	\$2,905
Average Price (USD / MT, FAS)	\$3,015	\$2,610	\$2,635	\$2,715	\$2,785	\$2,905

**Dairy for life**

-0.5%

Average price (USD/MT, FAS)

\$1,565

Subscribe for historical data

Print page

Butter Milk Powder Prices

12 months | 5 years



Changes in BMP Price Index

	Contract 1 Aug16	Contract 2 Sep16	Contract 3 Oct16	Contract 4 Nov16	Contract 5 Dec16	Contract 6 Jan17
Change in BMP Price Index from previous event	n.a.	-6.6%	+5.6%	n.a.	n.a.	n.a.

A change in GDT Price Index is shown if there is a price available for the last event AND for at least one of the two previous events. "n.a." means that no product was offered or sold, or no price was published for the last event, or on both of the two previous events.


Winning Prices (USD/MT, FAS)

	Contract 1 Aug16	Contract 2 Sep16	Contract 3 Oct16	Contract 4 Nov16	Contract 5 Dec16	Contract 6 Jan17
Fonterra						
UHT - NZ	-	\$1,490	\$1,595	\$1,715	-	-
Average Price (USD / MT, FAS)	n.a.	\$1,490	\$1,595	\$1,715	n.a.	n.a.



Dairy for life

Change in GDT Price Index from previous event

-1.1% 

Average price (USD/MT, FAS)

\$2,886

Subscribe for historical data

Print page

Changes in Ched Price Index

	Contract 1 Aug16	Contract 2 Sep16	Contract 3 Oct16	Contract 4 Nov16	Contract 5 Dec16	Contract 6 Jan17
Change in Ched Price Index from previous event	n.a.	+3.3%	-3.8%	-0.5%	n.a.	n.a.

Cheddar Prices

12 months | 5 years

A change in GDT Price Index is shown if there is a price available for the last event AND for at least one of the two previous events. "n.a." means that no product was offered or sold, or no price was published for the last event, or on both of the two previous events.



Winning Prices (USD/MT, FAS)

	Contract 1 Aug16	Contract 2 Sep16	Contract 3 Oct16	Contract 4 Nov16	Contract 5 Dec16	Contract 6 Jan17
Fonterra						
Young - NZ	-	\$3,255	\$2,790	\$2,765	-	-
Frozen - NZ	-	\$3,270	\$2,860	\$2,845	-	-
Average Price (USD / MT, FAS)	n.a.	\$3,266	\$2,817	\$2,782	n.a.	n.a.



Dairy for life

-4.0% ↓

Average price (USD/MT, FAS)

\$721

Subscribe for historical data

Print page

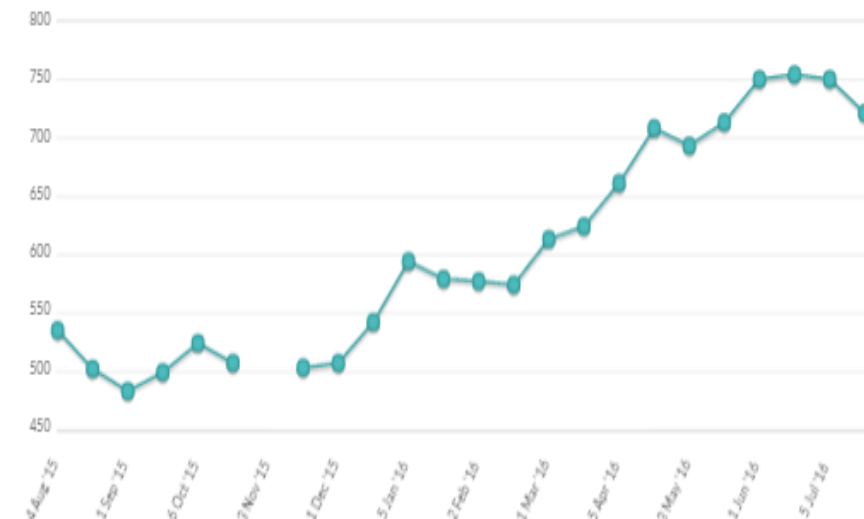
Changes in LAC Price Index

	Contract 1 Aug16	Contract 2 Sep16	Contract 3 Oct16	Contract 4 Nov16	Contract 5 Dec16	Contract 6 Jan17
Change in LAC Price Index from previous event	n.a.	-4.0%	n.a.	n.a.	n.a.	n.a.

A change in GDT Price Index is shown if there is a price available for the last event AND for at least one of the two previous events. "n.a." means that no product was offered or sold, or no price was published for the last event, or on both of the two previous events.

Lactose Prices

12 months | 5 years




Winning Prices (USD/MT, FAS)

	Contract 1 Aug16	Contract 2 Sep16	Contract 3 Oct16	Contract 4 Nov16	Contract 5 Dec16	Contract 6 Jan17
Arla Foods Ing.						
Food-UM - EU	-	n.s.	-	-	-	-
Food-M100 - EU	-	\$710	-	-	-	-
Food-M200 - EU	-	\$740	-	-	-	-
Average Price (USD / MT, FAS)	n.a.	\$721	n.a.	n.a.	n.a.	n.a.



Dairy for life

Change in GDT Price Index from previous event

+0.4% 

Average price (USD/MT, FAS)

\$5,286

Subscribe for historical data

Print page

Changes in RenCas Price Index

	Contract 1 Aug16	Contract 2 Sep16	Contract 3 Oct16	Contract 4 Nov16	Contract 5 Dec16	Contract 6 Jan17
Change in RenCas Price Index from previous event	n.a.	-1.2%	+2.0%	+4.9%	n.a.	n.a.

A change in GDT Price Index is shown if there is a price available for the last event AND for at least one of the two previous events. "n.a." means that no product was offered or sold, or no price was published for the last event, or on both of the two previous events.

Renet Casein Prices

12 months | 5 years



Winning Prices (USD/MT, FAS)

	Contract 1 Aug16	Contract 2 Sep16	Contract 3 Oct16	Contract 4 Nov16	Contract 5 Dec16	Contract 6 Jan17
Fonterra						
30# 12% 25kg - NZ	n.s.	\$5,365	\$5,535	\$5,695	-	-
90# 12% 25kg - NZ	n.s.	\$5,060	\$5,295	\$5,460	-	-
Average Price (USD / MT, FAS)	n.a.	\$5,204	\$5,413	\$5,574	n.a.	n.a.



Dairy for life

Change in GDT Price Index from previous event

-1.1%

Average price (USD/MT, FAS)

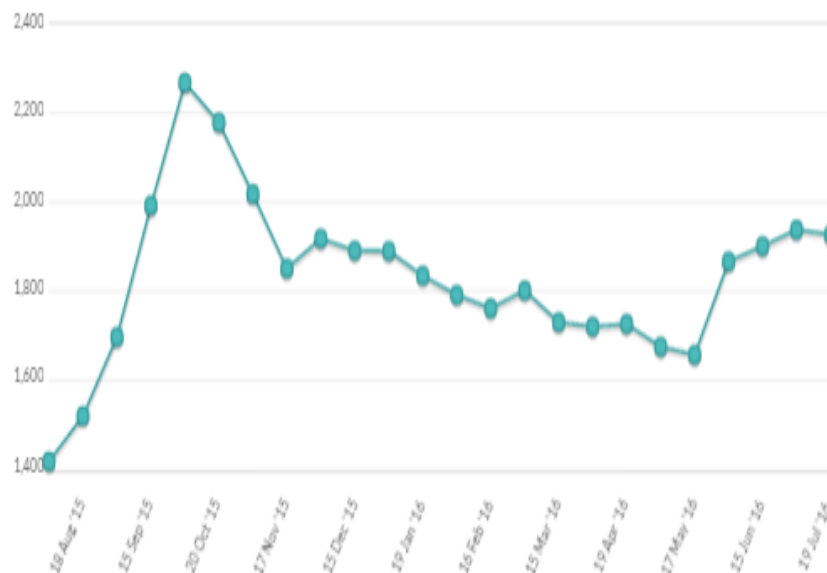
\$1,927

Subscribe for historical data

Print page

Skim Milk Powder Prices

12 months | 5 years



Changes in SMP Price Index

	Contract 1 Aug16	Contract 2 Sep16	Contract 3 Oct16	Contract 4 Nov16	Contract 5 Dec16	Contract 6 Jan17
Change in SMP Price Index from previous event	-0.3%	-2.1%	-0.3%	+0.4%	-1.4%	-2.0%


A change in GDT Price Index is shown if there is a price available for the last event AND for at least one of the two previous events. "n.a." means that no product was offered or sold, or no price was published for the last event, or on both of the two previous events.

Winning Prices (USD/MT, FAS)

	Contract 1 Aug16	Contract 2 Sep16	Contract 3 Oct16	Contract 4 Nov16	Contract 5 Dec16	Contract 6 Jan17
Amul						
Medium Heat - IN	-	n.p.	-	-	-	-
Arla						
Medium Heat Regular - DE	-	\$1,885	-	-	-	-
Medium Heat Regular - EU	-	\$1,885	-	-	-	-
Medium Heat Regular - SE	-	n.s.	-	-	-	-
Medium Heat Regular - UK	-	\$1,980	-	-	-	-
Fonterra						
Low Heat - NZ	-	\$1,890	\$1,930	\$1,965	\$1,950	\$1,935
Medium Heat - AU	\$1,905	\$1,920	\$1,925	\$1,895	-	-
Medium Heat - NZ	-	\$1,890	\$1,930	\$1,945	\$1,935	\$1,935
Med Heat Guaranteed ATOD - NZ	-	\$1,935	n.s.	n.s.	n.s.	n.s.
HH Heat Stable - NZ	-	-	-	\$2,015	n.s.	n.s.
UHT - NZ	-	\$1,960	\$1,980	\$1,995	\$2,000	\$2,000
Average Price (USD / MT, FAS)	\$1,905	\$1,895	\$1,941	\$1,958	\$1,939	\$1,939



Dairy for life

+1.9% 

Average price (USD/MT, FAS)

\$2,079

Subscribe for historical data

Print page

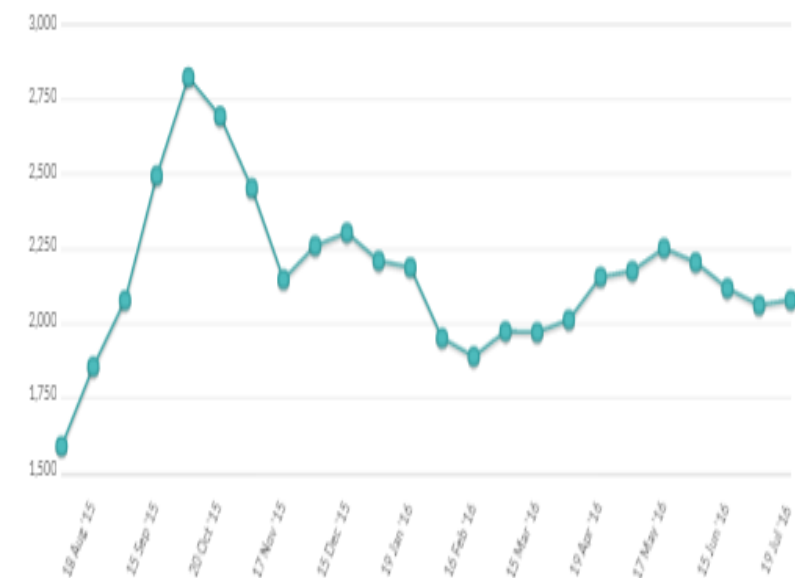
Changes in WMP Price Index

	Contract 1 Aug16	Contract 2 Sep16	Contract 3 Oct16	Contract 4 Nov16	Contract 5 Dec16	Contract 6 Jan17
Change in WMP Price Index from previous event	-14.0%	+0.4%	+2.5%	+2.5%	+3.2%	+3.5%

A change in GDT Price Index is shown if there is a price available for the last event AND for at least one of the two previous events. "n.a." means that no product was offered or sold, or no price was published for the last event, or on both of the two previous events.

Whole Milk Powder Prices

[12 months](#) | [5 years](#)



Winning Prices (USD/MT, FAS)

	Contract 1 Aug16	Contract 2 Sep16	Contract 3 Oct16	Contract 4 Nov16	Contract 5 Dec16	Contract 6 Jan17
Fonterra						
Regular - NZ	n.p.	\$2,015	\$2,040	\$2,065	\$2,090	\$2,100
Regular Guaranteed ATOD - NZ	n.s.	n.s.	\$2,065	n.s.	n.s.	n.s.
Instant - NZ	n.p.	\$2,065	\$2,090	\$2,100	\$2,140	\$2,150
UHT - NZ	\$2,120	\$2,105	\$2,130	\$2,140	\$2,180	\$2,175
Average Price (USD / MT, FAS)	\$2,120	\$2,045	\$2,075	\$2,087	\$2,121	\$2,130