


Event 190 / 20 June 2017

[Subscribe for historical data](#)

[Print page](#)

Change in GDT Price Index
from previous event

-0.8% 

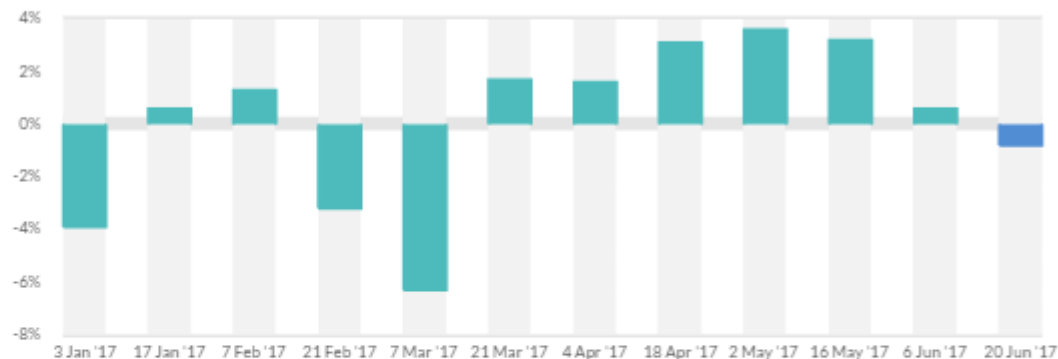
Average price (USD/MT, FAS)

\$3,434



[See the next Trading Event](#)
[View the event calendar >](#)

Change in GDT Price Index



Summary of Results

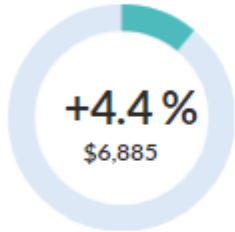
Number of Registered Bidders	522	Number of participating bidders	160
Number of Winning Bidders	111	Quantity sold (MT)	21,171
Number of Bidding Rounds	21		
Duration of Trading Event (hours:mins)	2:48		
Minimum Supply (MT)	19,055		
Maximum Supply (MT)	22,464		



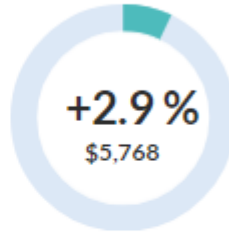
Dairy for life

Products

Anhydrous Milk Fat



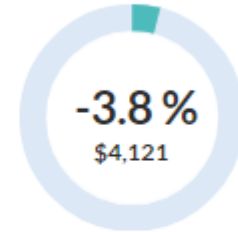
Butter



Butter Milk Powder



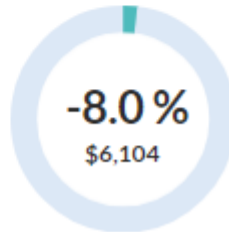
Cheddar



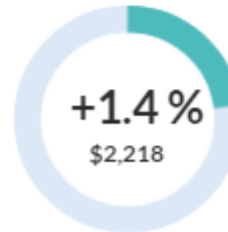
Lactose



Rennet Casein



Skim Milk Powder




Whole Milk Powder



Dairy for life

[Subscribe for historical data](#)[Print page](#)

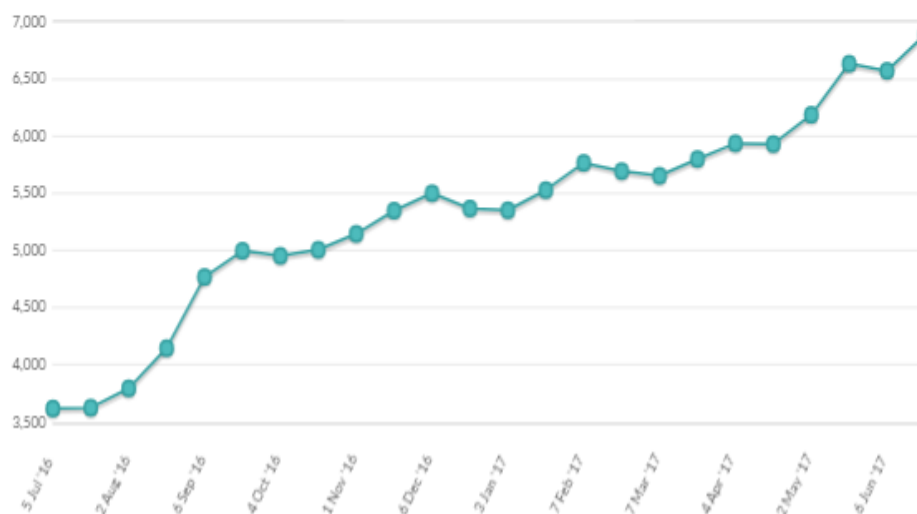
Change in GDT Price Index from previous event

+4.4% 

Average price (USD/MT, FAS)

\$6,885

Anhydrous Milk Fat Prices

[12 months](#) | [5 years](#)

Changes in AMF Price Index

	Contract 1 Jul17	Contract 2 Aug17	Contract 3 Sep17	Contract 4 Oct17	Contract 5 Nov17	Contract 6 Dec17
Change in AMF Price Index from previous event	+2.6%	+4.2%	+6.1%	+5.5%	+2.0%	n.a.

A change in GDT Price Index is shown if there is a price available for the last event AND for at least one of the two previous events. "n.a." means that no product was offered or sold, or no price was published for the last event, or on both of the two previous events.

Winning Prices (USD/MT, FAS)

	Contract 1 Jul17	Contract 2 Aug17	Contract 3 Sep17	Contract 4 Oct17	Contract 5 Nov17	Contract 6 Dec17
Fonterra						
Regular 210kg drum - NZ/AU	\$7,015	\$6,995	\$6,895	\$6,675	\$6,470	-
Premium 210kg drum - NZ	\$7,025	\$7,020	\$6,970	\$6,805	\$6,545	-
Premium 1000kg bin - NZ	-	-	\$6,995	\$6,830	n.s.	-
Average Price (USD / MT, FAS)	\$7,024	\$7,019	\$6,980	\$6,785	\$6,480	n.a.

**Dairy for life**

[Subscribe for historical data](#)
[Print page](#)

Change in GDT Price Index from previous event

+2.9%

Average price (USD/MT,FAS)

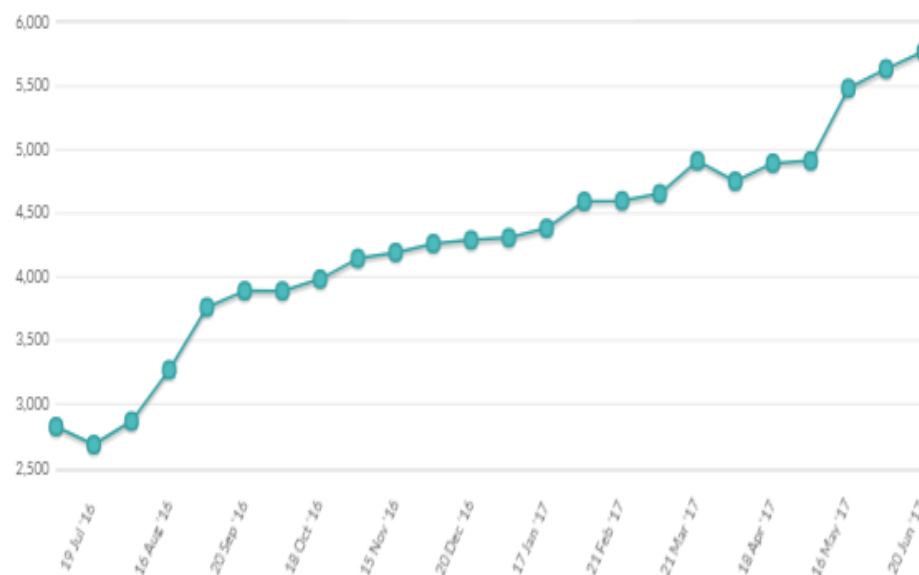
\$5,768

Changes in Butter Price Index

	Contract 1 Jul17	Contract 2 Aug17	Contract 3 Sep17	Contract 4 Oct17	Contract 5 Nov17	Contract 6 Dec17
Change in Butter Price Index from previous event	-5.7%	+1.9%	+4.9%	+4.4%	+2.1%	n.a.

A change in GDT Price Index is shown if there is a price available for the last event AND for at least one of the two previous events. 'n.a.' means that no product was offered or sold, or no price was published for the last event, or on both of the two previous events.

Butter Prices

[12 months](#) | [5 years](#)


Winning Prices (USD/MT, FAS)

	Contract 1 Jul17	Contract 2 Aug17	Contract 3 Sep17	Contract 4 Oct17	Contract 5 Nov17	Contract 6 Dec17
Fonterra						
Salted 25kg - NZ	\$5,960	\$6,030	n.s.	n.s.	\$5,480	-
Unsalted 25kg - NZ	\$5,960	\$6,030	\$6,050	\$5,590	\$5,455	-
Average Price (USD / MT, FAS)	\$5,960	\$6,030	\$6,050	\$5,590	\$5,455	n.a.

' - ' means that the product was not offered.

'n.s.' (not sold) means that no product was sold.

'n.p.' (not published) means that product was sold at the starting price, and therefore GDT Events cannot publish the winning price. For an explanation of this rule, see our "FAQ" page.

'n.a.' for the Average Winning Price means that no prices were available for that contract period (for the reasons above), and therefore no average price was applicable.

To view the production information files of the products listed above, please go to the sellers and products page <http://www.globaldairytrade.info/en/gdt-events/gdt-events-sellers-and-products/>

Results from the latest Trading Event

Event 190 / 20 June 2017

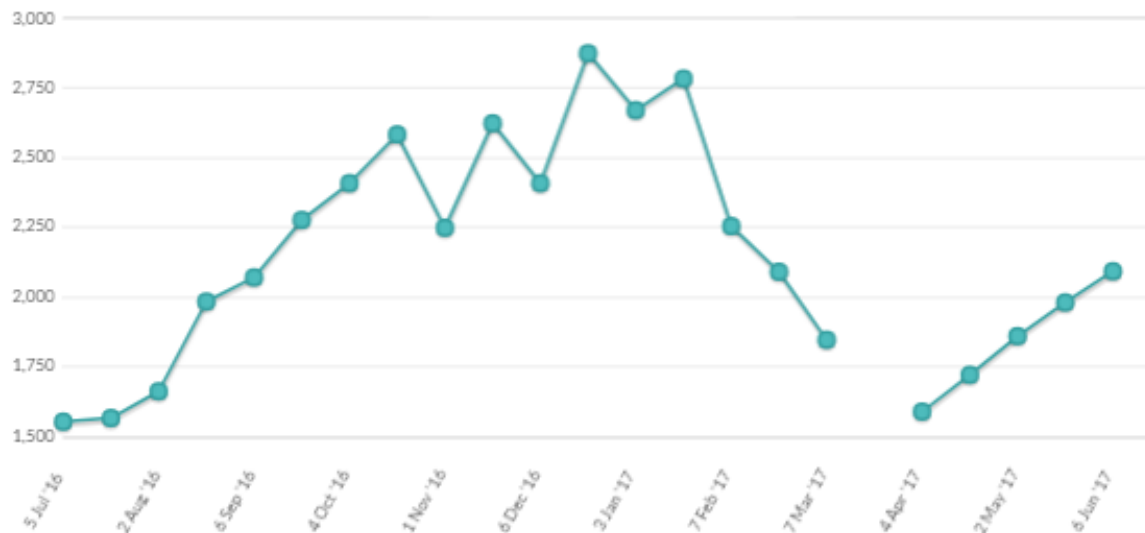
Subscribe for historical data

Print page

Product was not offered

Butter Milk Powder Prices

12 months | 5 years



Dairy for life

-3.8% ↓

Average price (USD/MT, FAS)

\$4,121

Subscribe for historical data

Print page

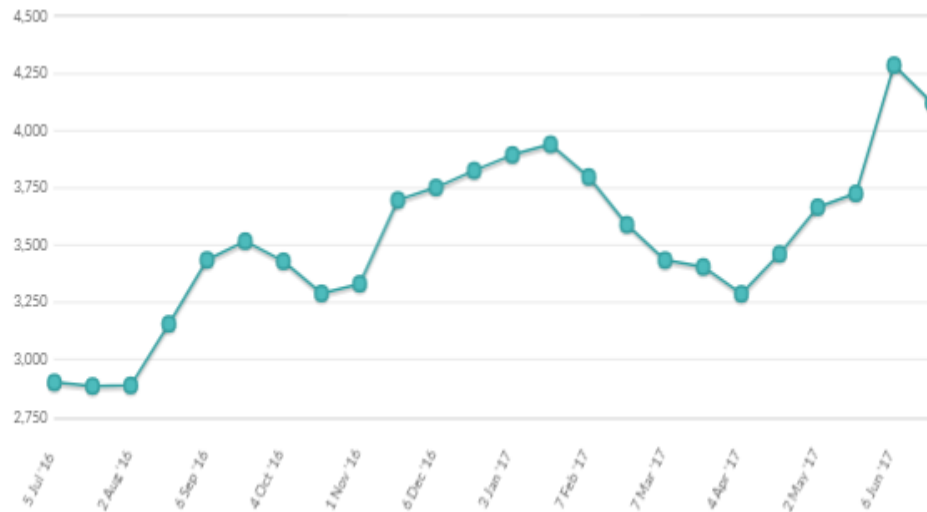
Changes in Ched Price Index

	Contract 1 Jul17	Contract 2 Aug17	Contract 3 Sep17	Contract 4 Oct17	Contract 5 Nov17	Contract 6 Dec17
Change in Ched Price Index from previous event	-6.7%	n.a.	-5.4%	-1.9%	+1.6%	n.a.

A change in GDT Price Index is shown if there is a price available for the last event AND for at least one of the two previous events. "n.a." means that no product was offered or sold, or no price was published for the last event, or on both of the two previous events.

Cheddar Prices

12 months | 5 years



Winning Prices (USD/MT, FAS)

	Contract 1 Jul17	Contract 2 Aug17	Contract 3 Sep17	Contract 4 Oct17	Contract 5 Nov17	Contract 6 Dec17
Fonterra						
Young - NZ	\$4,100	-	\$4,065	\$4,130	\$4,145	-
Frozen - NZ	\$4,150	-	\$4,115	\$4,180	n.s.	-
Average Price (USD / MT, FAS)	\$4,117	n.a.	\$4,088	\$4,148	\$4,145	n.a.



Subscribe for historical data

Print page

Change in GDT Price Index from previous event

-11.1% ↓

Average price (USD/MT, FAS)

\$869

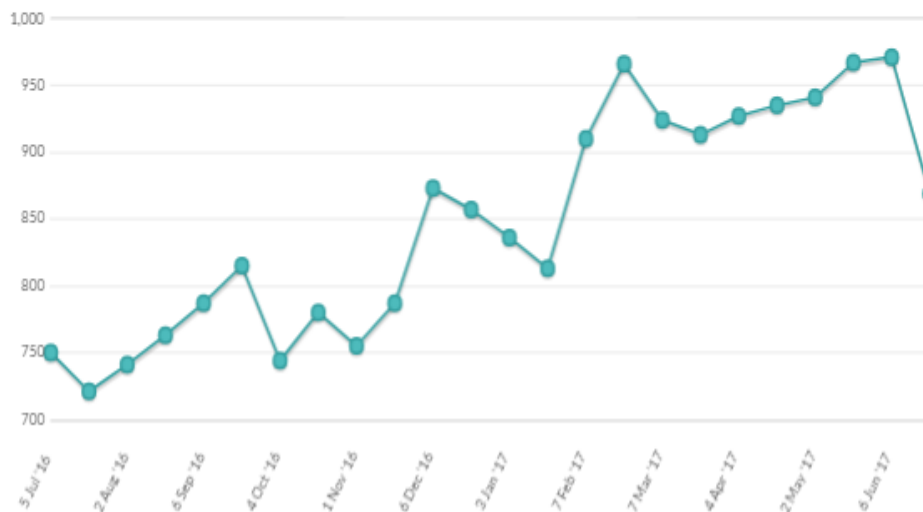
Changes in LAC Price Index

	Contract 1 Jul17	Contract 2 Aug17	Contract 3 Sep17	Contract 4 Oct17	Contract 5 Nov17	Contract 6 Dec17
Change in LAC Price Index from previous event	n.a.	-11.1%	n.a.	n.a.	n.a.	n.a.

A change in GDT Price Index is shown if there is a price available for the last event AND for at least one of the two previous events. *n.a. means that no product was offered or sold, or no price was published for the last event, or on both of the two previous events.

Lactose Prices

12 months | 5 years



Winning Prices (USD/MT, FAS)


	Contract 1 Jul17	Contract 2 Aug17	Contract 3 Sep17	Contract 4 Oct17	Contract 5 Nov17	Contract 6 Dec17
Arla Foods Ing.						
Food-UM - EU	-	n.s.	-	-	-	-
Food-M100 - EU	-	\$855	-	-	-	-
Food-M200 - EU	-	\$895	-	-	-	-
Average Price (USD / MT, FAS)	n.a.	\$869	n.a.	n.a.	n.a.	n.a.



Dairy for life

[Subscribe for historical data](#)[Print page](#)

Change in GDT Price Index from previous event

-8.0% 

Average price (USD/MT, FAS)

\$6,104

Changes in RenCas Price Index

	Contract 1 Jul17	Contract 2 Aug17	Contract 3 Sep17	Contract 4 Oct17	Contract 5 Nov17	Contract 6 Dec17
Change in RenCas Price Index from previous event	-14.4%	-1.5%	-2.8%	-12.7%	-19.7%	n.a.

A change in GDT Price Index is shown if there is a price available for the last event AND for at least one of the two previous events. *n.a. means that no product was offered or sold, or no price was published for the last event, or on both of the two previous events.

Rennet Casein Prices

[12 months](#) | [5 years](#)

Winning Prices (USD/MT, FAS)


	Contract 1 Jul17	Contract 2 Aug17	Contract 3 Sep17	Contract 4 Oct17	Contract 5 Nov17	Contract 6 Dec17
Fonterra						
30# 12% 25kg - NZ	\$6,815	\$6,980	n.s.	\$6,775	n.s.	-
90# 12% 25kg - NZ	n.s.	\$6,100	\$5,865	\$5,850	\$5,855	-
Average Price (USD / MT, FAS)	\$6,815	\$6,249	\$5,865	\$6,063	\$5,855	n.a.

**Dairy for life**

Subscribe for historical data

Print page

Change in GDT Price Index from previous event

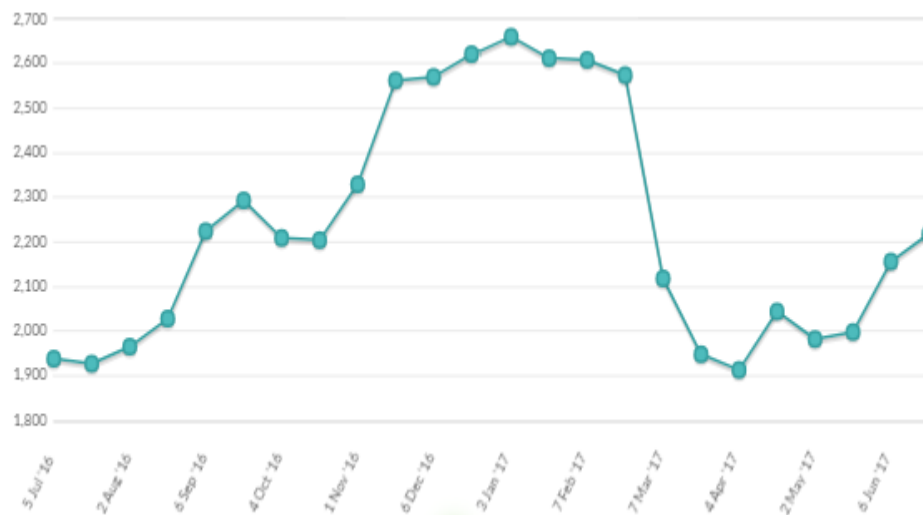
+1.4% 

Average price (USD/MT, FAS)

\$2,218

Skim Milk Powder Prices

12 months | 5 years



Changes in SMP Price Index

	Contract 1 Jul17	Contract 2 Aug17	Contract 3 Sep17	Contract 4 Oct17	Contract 5 Nov17	Contract 6 Dec17
Change in SMP Price Index from previous event	+1.6%	-0.6%	+1.9%	+2.6%	+3.5%	n.a.

A change in GDT Price Index is shown if there is a price available for the last event AND for at least one of the two previous events. "n.a." means that no product was offered or sold, or no price was published for the last event, or on both of the two previous events.

Winning Prices (USD/MT, FAS)

	Contract 1 Jul17	Contract 2 Aug17	Contract 3 Sep17	Contract 4 Oct17	Contract 5 Nov17	Contract 6 Dec17
Amul						
Medium Heat - IN	-	n.p.	-	-	-	-
Arla						
Low Heat Regular - DE	-	n.s.	-	-	-	-
Low Heat Regular - SE	-	\$2,040	-	-	-	-
Medium Heat Instant - DK	-	\$2,040	-	-	-	-
Medium Heat Regular - DE	-	\$2,085	-	-	-	-
Medium Heat Regular - DK	-	\$2,050	-	-	-	-
Medium Heat Regular - EU	-	\$2,040	-	-	-	-
Medium Heat Regular - SE	-	\$2,040	-	-	-	-
Medium Heat Regular - UK	-	n.s.	-	-	-	-
Fonterra						
Low Heat - NZ	n.s.	\$2,190	n.s.	n.s.	\$2,195	-
Medium Heat - NZ	\$2,165	\$2,175	\$2,180	\$2,120	\$2,195	-
Med Heat Guaranteed ATOD - NZ	-	-	n.s.	n.s.	n.s.	-
HH Heat Stable - NZ	n.s.	\$2,240	-	\$2,200	\$2,245	-
UHT - NZ	\$2,615	\$2,650	\$2,620	\$2,615	\$2,600	-
Average Price (USD / MT, FAS)	\$2,268	\$2,150	\$2,251	\$2,239	\$2,284	n.a.



Dairy for life

-3.3% ↓

Average price (USD/MT, FAS)

\$3,022

Subscribe for historical data

Print page

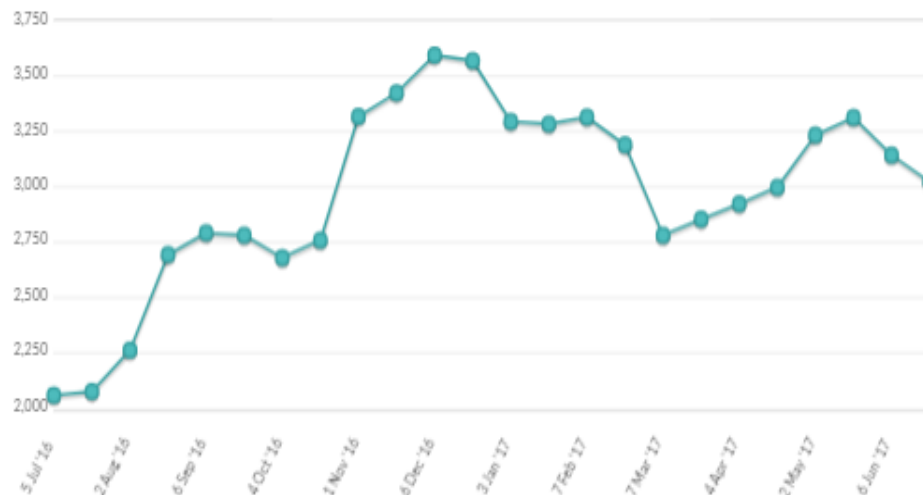
Changes in WMP Price Index

	Contract 1 Jul17	Contract 2 Aug17	Contract 3 Sep17	Contract 4 Oct17	Contract 5 Nov17	Contract 6 Dec17
Change in WMP Price Index from previous event	-6.5%	-5.6%	-4.5%	-1.0%	+1.7%	n.a.

A change in GDT Price Index is shown if there is a price available for the last event AND for at least one of the two previous events. "n.a." means that no product was offered or sold, or no price was published for the last event, or on both of the two previous events.

Whole Milk Powder Prices

12 months | 5 years



Winning Prices (USD/MT, FAS)

	Contract 1 Jul17	Contract 2 Aug17	Contract 3 Sep17	Contract 4 Oct17	Contract 5 Nov17	Contract 6 Dec17
Fonterra						
Regular - NZ	\$2,875	\$2,930	\$2,965	\$3,070	\$3,045	-
Regular Guaranteed ATOD - NZ	n.s.	\$3,090	n.s.	n.s.	n.s.	-
Instant - NZ	\$3,525	-	\$3,220	\$3,120	\$3,095	-
UHT - NZ	\$3,305	\$3,310	\$3,100	\$3,145	\$3,155	-
Average Price (USD / MT, FAS)	\$2,957	\$2,946	\$3,042	\$3,109	\$3,073	n.a.



Dairy for life