


Subscribe for historical data


Print page

Change in GDT Price Index from previous event

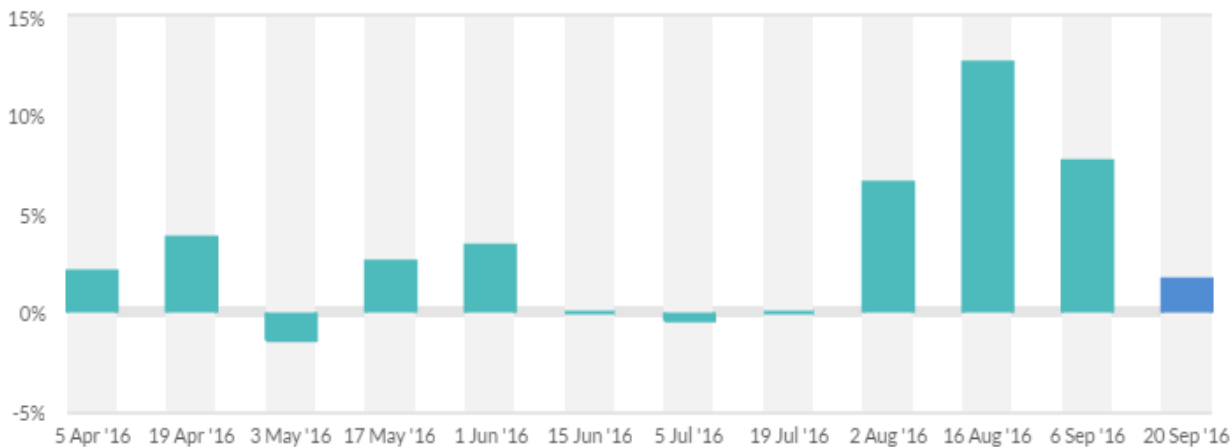
+1.7% 

Average price (USD/MT, FAS)

\$2,975

 See the next Trading Event  
View the event calendar >

### Change in GDT Price Index



#### Summary of Results

Number of Qualified Bidders	616	Number of participating bidders	<b>175</b>
Number of Winning Bidders	129	Quantity sold (MT)	<b>35,086</b>
Number of Bidding Rounds	13		
Duration of Trading Event (hours:mins)	1:55		
Minimum Supply (MT)	32,270		
Maximum Supply (MT)	37,435		



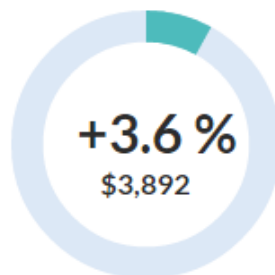
**Dairy for life**

# Products

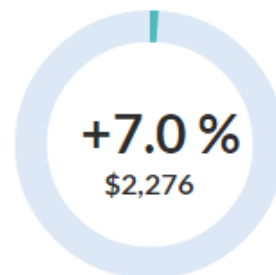
Anhydrous Milk Fat



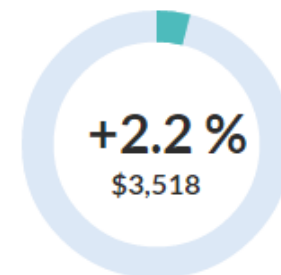
Butter



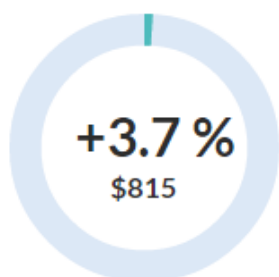
Butter Milk Powder



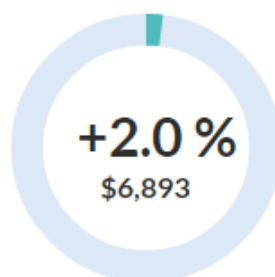
Cheddar



Lactose



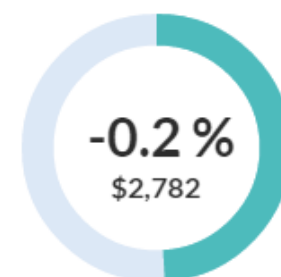
Rennet Casein




Skim Milk Powder



Whole Milk Powder



The shaded dials indicate the proportion of each product group sold versus total quantity sold during the previous 12 months, with a 3 month lag. Figures within the dials represent the percentage change in GDT Price Index and the weighted average price. All information published on this page may be reproduced provided the user acknowledges Global Dairy Trade as the source. See Explanatory Notes below for more detailed definitions.

+4.6% 

Average price (USD/MT, FAS)

\$4,998

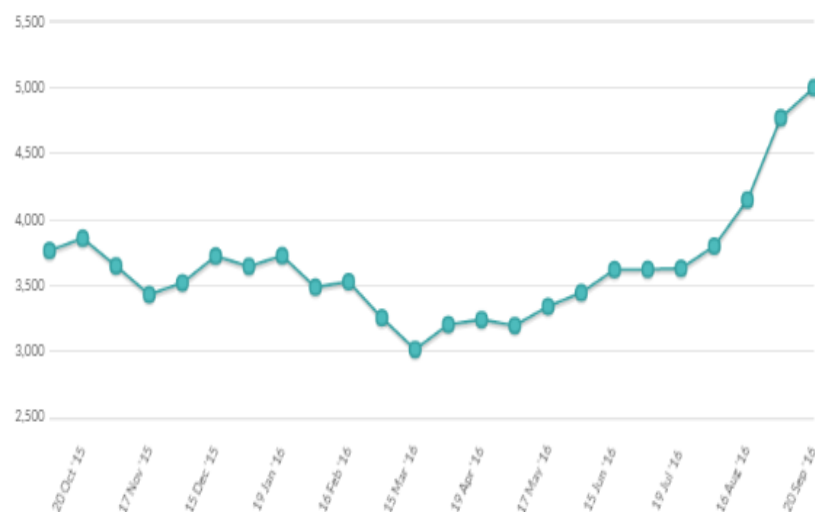
[Subscribe for historical data](#)[Print page](#)

## Changes in AMF Price Index

	Contract 1 Oct16	Contract 2 Nov16	Contract 3 Dec16	Contract 4 Jan17	Contract 5 Feb17	Contract 6 Mar17
Change in AMF Price Index from previous event	+7.3%	+5.5%	+3.6%	+3.2%	+4.1%	+5.3%

A change in GDT Price Index is shown if there is a price available for the last event AND for at least one of the two previous events. "n.a." means that no product was offered or sold, or no price was published for the last event, or on both of the two previous events.

## Anhydrous Milk Fat Prices


[12 months](#) | [5 years](#)

## Winning Prices (USD/MT, FAS)

	Contract 1 Oct16	Contract 2 Nov16	Contract 3 Dec16	Contract 4 Jan17	Contract 5 Feb17	Contract 6 Mar17
<b>Fonterra</b>						
Regular 210kg drum - NZ/AU	\$5,065	\$4,940	\$4,940	\$4,895	\$4,965	\$4,975
Premium 210kg drum - NZ	\$5,180	\$5,015	\$4,960	\$4,970	\$5,070	\$5,080
Premium 1000kg bin - NZ	\$5,205	\$5,040	\$4,985	\$4,995	\$5,095	\$5,075
Average Price (USD / MT, FAS)	\$5,181	\$4,999	\$4,954	\$4,941	\$5,031	\$5,076



Dairy for life

+3.6% 

Average price (USD/MT, FAS)

**\$3,892**[Subscribe for historical data](#)[Print page](#)

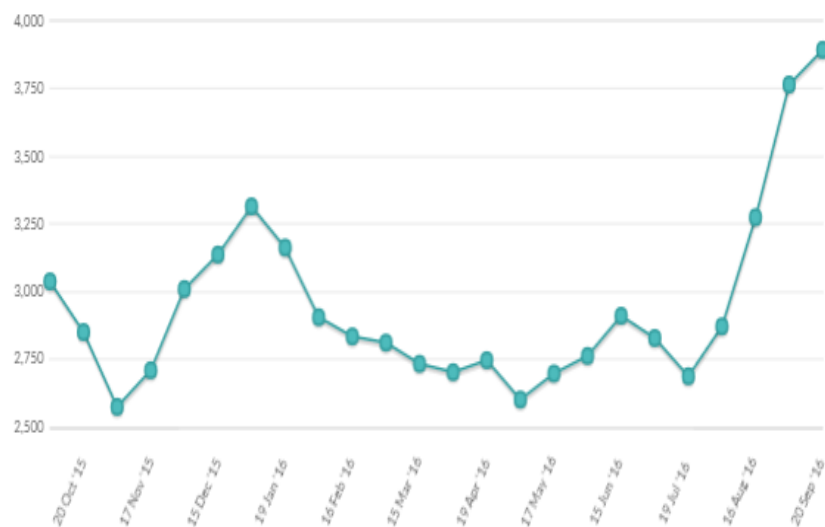
## Changes in Butter Price Index

	Contract 1 Oct16	Contract 2 Nov16	Contract 3 Dec16	Contract 4 Jan17	Contract 5 Feb17	Contract 6 Mar17
Change in Butter Price Index from previous event	-2.0%	+0.3%	+7.3%	+5.9%	+6.3%	+6.8%

A change in GDT Price Index is shown if there is a price available for the last event AND for at least one of the two previous events. "n.a." means that no product was offered or sold, or no price was published for the last event, or on both of the two previous events.

## Butter Prices

12 months | 5 years



## Winning Prices (USD/MT, FAS)

	Contract 1 Oct16	Contract 2 Nov16	Contract 3 Dec16	Contract 4 Jan17	Contract 5 Feb17	Contract 6 Mar17
<b>Fonterra</b>						
Salted 25kg - NZ	\$4,015	\$3,860	\$3,980	\$3,925	n.s.	n.s.
Unsalted 25kg - NZ	\$3,915	\$3,770	\$3,980	\$3,925	\$3,980	\$3,990
Average Price (USD / MT, FAS)	\$3,934	\$3,778	\$3,980	\$3,925	\$3,980	\$3,990

**Dairy for life**

**+7.0%**

Average price (USD/MT, FAS)

**\$2,276**

Subscribe for historical data

Print page

## Changes in BMP Price Index

	Contract 1 Oct16	Contract 2 Nov16	Contract 3 Dec16	Contract 4 Jan17	Contract 5 Feb17	Contract 6 Mar17
Change in BMP Price Index from previous event	n.a.	+7.3%	+4.6%	+11.7%	n.a.	n.a.

A change in GDT Price Index is shown if there is a price available for the last event AND for at least one of the two previous events. "n.a." means that no product was offered or sold, or no price was published for the last event, or on both of the two previous events.

## Butter Milk Powder Prices

12 months | 5 years



## Winning Prices (USD/MT, FAS)

	Contract 1 Oct16	Contract 2 Nov16	Contract 3 Dec16	Contract 4 Jan17	Contract 5 Feb17	Contract 6 Mar17
<b>Fonterra</b>						
UHT - NZ	-	\$2,285	\$2,255	\$2,300	-	-
Average Price (USD / MT, FAS)	n.a.	\$2,285	\$2,255	\$2,300	n.a.	n.a.

**Dairy for life**

**+2.2%**

Average price (USD/MT, FAS)

**\$3,518**

Subscribe for historical data

Print page

## Changes in Ched Price Index

	Contract 1 Oct16	Contract 2 Nov16	Contract 3 Dec16	Contract 4 Jan17	Contract 5 Feb17	Contract 6 Mar17
Change in Ched Price Index from previous event	-1.0%	+9.2%	-0.6%	-1.5%	+2.8%	n.a.

A change in GDT Price Index is shown if there is a price available for the last event AND for at least one of the two previous events. "n.a." means that no product was offered or sold, or no price was published for the last event, or on both of the two previous events.

## Cheddar Prices

12 months | 5 years




## Winning Prices (USD/MT, FAS)

	Contract 1 Oct16	Contract 2 Nov16	Contract 3 Dec16	Contract 4 Jan17	Contract 5 Feb17	Contract 6 Mar17
<b>Fonterra</b>						
Young - NZ	\$3,840	\$3,635	\$3,430	\$3,370	\$3,645	-
Frozen - NZ	n.s.	\$3,685	\$3,500	\$3,440	n.s.	-
Average Price (USD / MT, FAS)	\$3,840	\$3,656	\$3,448	\$3,383	\$3,645	n.a.

**Dairy for life**

Change in GDT Price Index from previous event

**+3.7%** 

Average price (USD/MT, FAS)

**\$815**

Subscribe for historical data

Print page

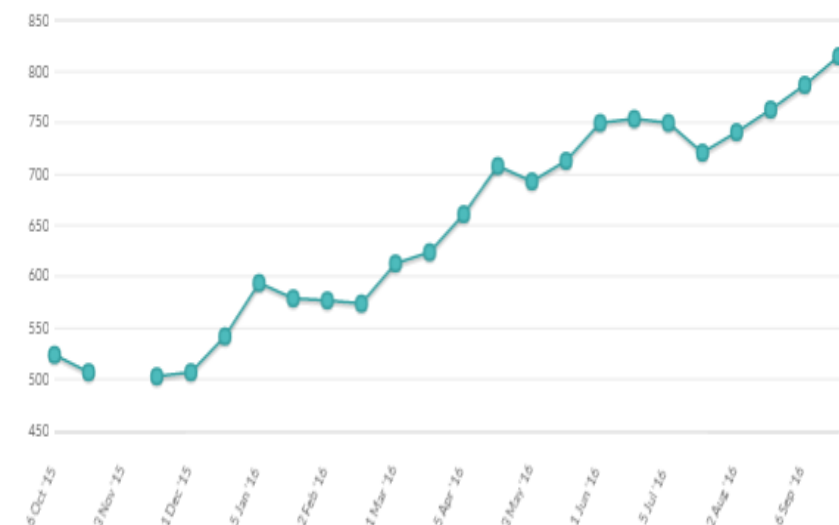
## Changes in LAC Price Index

	Contract 1 Oct16	Contract 2 Nov16	Contract 3 Dec16	Contract 4 Jan17	Contract 5 Feb17	Contract 6 Mar17
Change in LAC Price Index from previous event	n.a.	+3.7%	n.a.	n.a.	n.a.	n.a.

A change in GDT Price Index is shown if there is a price available for the last event AND for at least one of the two previous events. "n.a." means that no product was offered or sold, or no price was published for the last event, or on both of the two previous events.

## Lactose Prices

[12 months](#) | [5 years](#)



## Winning Prices (USD/MT, FAS)

	Contract 1 Oct16	Contract 2 Nov16	Contract 3 Dec16	Contract 4 Jan17	Contract 5 Feb17	Contract 6 Mar17
<b>Arla Foods Ing.</b>						
Food-UM - EU	-	\$785	-	-	-	-
Food-M100 - EU	-	\$810	-	-	-	-
Food-M200 - EU	-	\$845	-	-	-	-
Average Price (USD / MT, FAS)	n.a.	\$815	n.a.	n.a.	n.a.	n.a.



**Dairy for life**

Change in GDT Price Index from previous event

**+2.0%**

Average price (USD/MT, FAS)

**\$6,893**

Subscribe for historical data

Print page

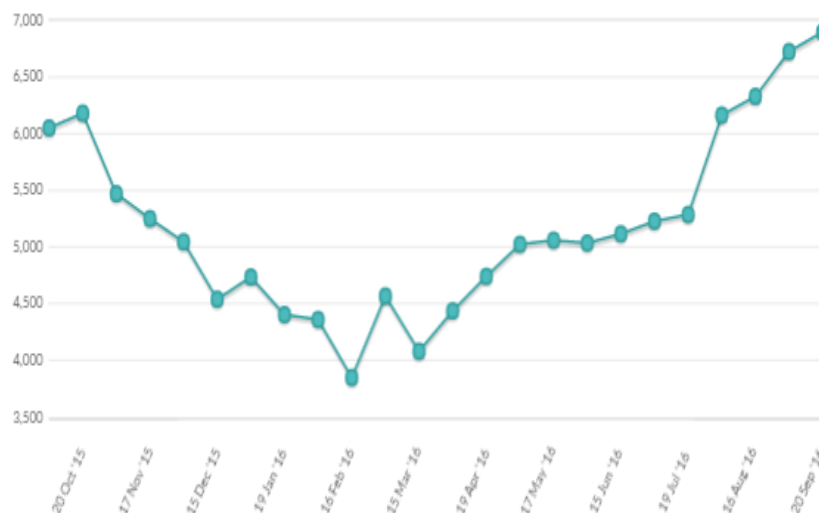
## Changes in RenCas Price Index

	Contract 1 Oct16	Contract 2 Nov16	Contract 3 Dec16	Contract 4 Jan17	Contract 5 Feb17	Contract 6 Mar17
Change in RenCas Price Index from previous event	+2.6%	+2.0%	+0.9%	+3.3%	n.a.	n.a.

A change in GDT Price Index is shown if there is a price available for the last event AND for at least one of the two previous events. "n.a." means that no product was offered or sold, or no price was published for the last event, or on both of the two previous events.

## Rennet Casein Prices

12 months | 5 years




## Winning Prices (USD/MT, FAS)

	Contract 1 Oct16	Contract 2 Nov16	Contract 3 Dec16	Contract 4 Jan17	Contract 5 Feb17	Contract 6 Mar17
<b>Fonterra</b>						
30# 12% 25kg - NZ	\$7,030	\$7,025	\$6,970	\$6,865	-	-
90# 12% 25kg - NZ	\$6,845	\$6,775	\$6,805	\$6,900	-	-
Average Price (USD / MT, FAS)	\$6,909	\$6,905	\$6,878	\$6,877	n.a.	n.a.





+3.0% 

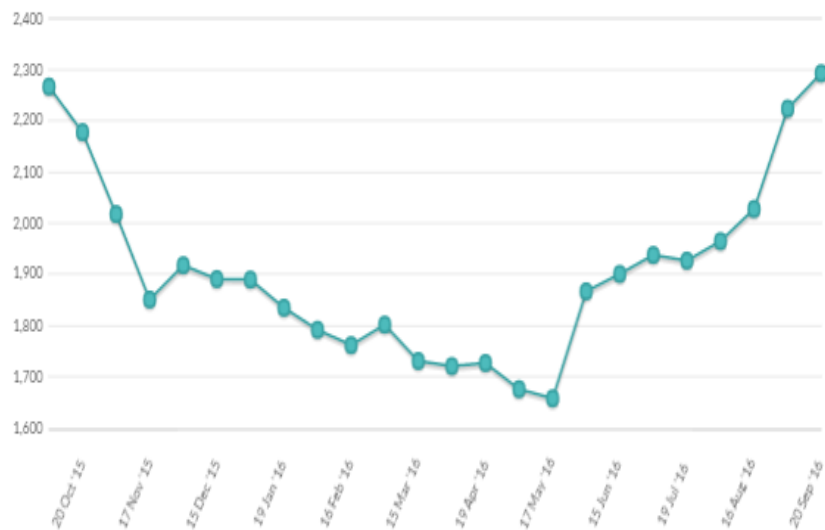
\$2,293

Subscribe for historical data

Print page

## Skim Milk Powder Prices

12 months | 5 years



## Changes in SMP Price Index

	Contract 1 Oct16	Contract 2 Nov16	Contract 3 Dec16	Contract 4 Jan17	Contract 5 Feb17	Contract 6 Mar17
Change in SMP Price Index from previous event	-0.4%	+2.5%	+3.1%	+2.5%	+4.8%	+6.9%

A change in GDT Price Index is shown if there is a price available for the last event AND for at least one of the two previous events. "n.a." means that no product was offered or sold, or no price was published for the last event, or on both of the two previous events.

## Winning Prices (USD/MT, FAS)

	Contract 1 Oct16	Contract 2 Nov16	Contract 3 Dec16	Contract 4 Jan17	Contract 5 Feb17	Contract 6 Mar17
<b>Amul</b>						
Medium Heat - IN	-	n.p.	-	-	-	-
<b>Arla</b>						
Low Heat Regular - SE	-	\$2,265	-	-	-	-
Medium Heat Regular - DE	-	\$2,280	-	-	-	-
Medium Heat Regular - EU	-	\$2,265	-	-	-	-
Medium Heat Regular - SE	-	\$2,265	-	-	-	-
Medium Heat Regular - UK	-	\$2,265	-	-	-	-
<b>Fonterra</b>						
Low Heat - NZ	-	\$2,270	n.s.	\$2,275	\$2,300	\$2,390
Medium Heat - NZ	\$2,285	\$2,270	\$2,310	\$2,275	\$2,300	\$2,390
Med Heat Guaranteed ATOD - NZ	-	n.s.	n.s.	\$2,340	\$2,365	n.s.
HH Heat Stable - NZ	-	n.s.	n.s.	\$2,325	\$2,350	n.s.
UHT - NZ	-	\$2,320	\$2,375	\$2,365	\$2,390	n.s.
Average Price (USD / MT, FAS)	\$2,285	\$2,272	\$2,313	\$2,294	\$2,319	\$2,390



Dairy for life

Change in GDT Price Index from previous event

**-0.2%** ↓

Average price (USD/MT, FAS)

**\$2,782**[Subscribe for historical data](#)[Print page](#)

## Changes in WMP Price Index

	Contract 1 Oct16	Contract 2 Nov16	Contract 3 Dec16	Contract 4 Jan17	Contract 5 Feb17	Contract 6 Mar17
Change in WMP Price Index from previous event	+4.5%	-1.2%	+2.8%	-1.4%	-2.3%	-4.9%

A change in GDT Price Index is shown if there is a price available for the last event AND for at least one of the two previous events. \* n.a. means that no product was offered or sold, or no price was published for the last event, or on both of the two previous events.

## Whole Milk Powder Prices

12 months | 5 years



## Winning Prices (USD/MT, FAS)

	Contract 1 Oct16	Contract 2 Nov16	Contract 3 Dec16	Contract 4 Jan17	Contract 5 Feb17	Contract 6 Mar17
<b>Fonterra</b>						
Regular - NZ	\$2,940	\$2,760	\$2,860	\$2,695	\$2,675	\$2,835
Regular Guaranteed ATOD - NZ	n.s.	n.s.	n.s.	\$2,740	\$2,745	n.s.
Instant - NZ	\$3,015	\$2,810	\$2,910	\$2,745	\$2,725	\$2,885
UHT - NZ	n.s.	\$2,835	\$2,935	\$2,770	\$2,750	n.s.
Average Price (USD / MT, FAS)	\$2,983	\$2,768	\$2,864	\$2,711	\$2,695	\$2,845